

# County Indicators

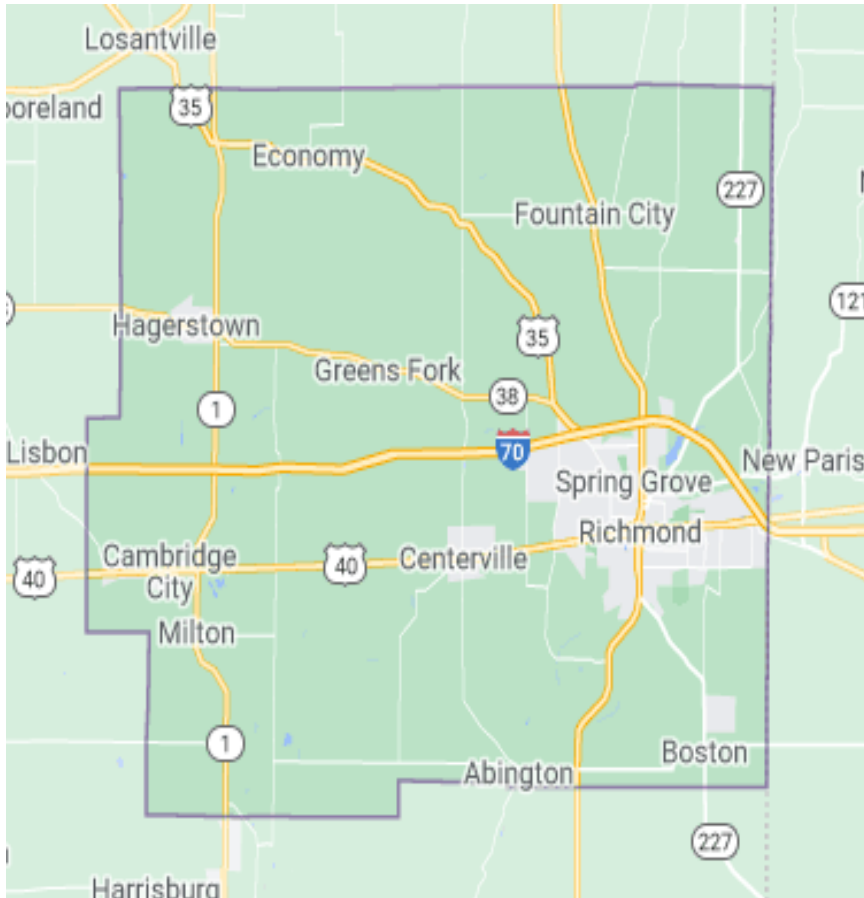
Wayne County, Indiana

*Prepared by*



April 2021

# Wayne County Statistics



**Population:** 65,884

*Estimated decrease of 4.5% since 2010*

**Households:** 28,338

**Median Household Income:**

\$46,516

*State average is \$56,303*

**ALICE Households:** 23%

*State average is 24%*

**Households in Poverty:** 15%

*State average is 13%*

**Unemployment Rate:** 4.9%

*State average is 4.4%*

ALICE – Asset Limited, Income Constrained, Employed. Households that earn more than Federal Poverty Level, but less than the basic cost of living in the county. *Sources: ALICE Threshold, 2018; American Community Survey, 2018*



# ‘Big Picture Indicator’ - POPULATION

## ***Goal***

*Achieve a county population of 66,101 for a year-over-year increase of .05% for 5 years.*

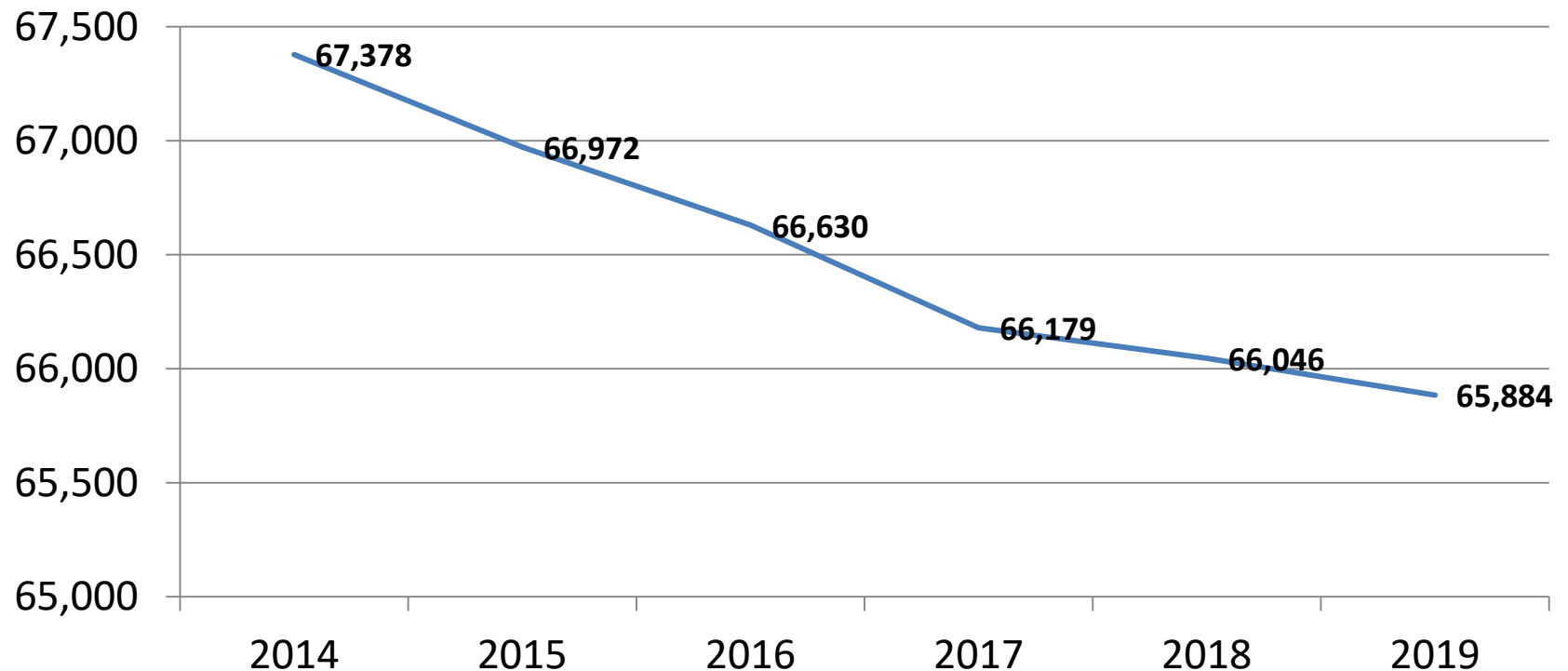
## ***Strategy***

We are dedicated to improving the quality of life for our current/future residents by:

1. Creating projects and programs that make Wayne County a great place to live, work, and play.
2. Focusing on enhancing our county’s neighborhoods, cities, and towns.
3. Supporting our environment through recycling, physical amenities, and alternative transportation.
4. Continuing to incorporate arts and culture into every day lives our residents.

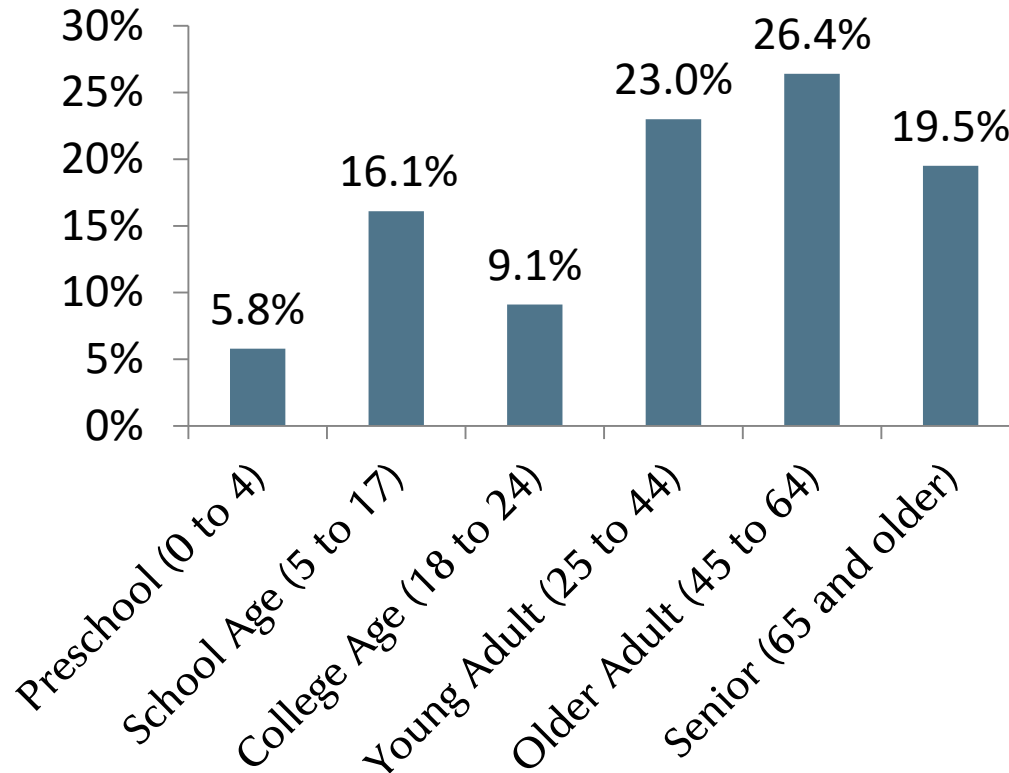
# Demographics – Population Trend

**Wayne County population since 2014**



# Demographics – Population Age

**Wayne County Population by Age**



**Median Age:**  
Wayne County – 41.4  
State Average – 37.9

Individuals 45 to 64 years old comprise the largest single population bloc of Wayne County at 26.4%. Individuals 45 to 64 plus seniors comprise 45.9% of Wayne County's population.

# Demographics – Population Ethnicity

## **County Population Estimates by Race (state average):**

American Indian or Alaska Native – 0.4% (0.4%)

Asian – 1.1% (2.6%)

African American – 5.0% (9.9%)

Native Hawaiian – 0.1% (0.1%)

White – 90.5% (84.8%)

Two or More Race Groups – 3.2% (7.3%)

## **Hispanic or Latino Origin (state average)**

Non-Hispanic – 96.8% (92.7%)

Hispanic – 3.2% (7.3%)



# ‘Big Picture Indicator’ – POVERTY LEVEL

## ***Goals***

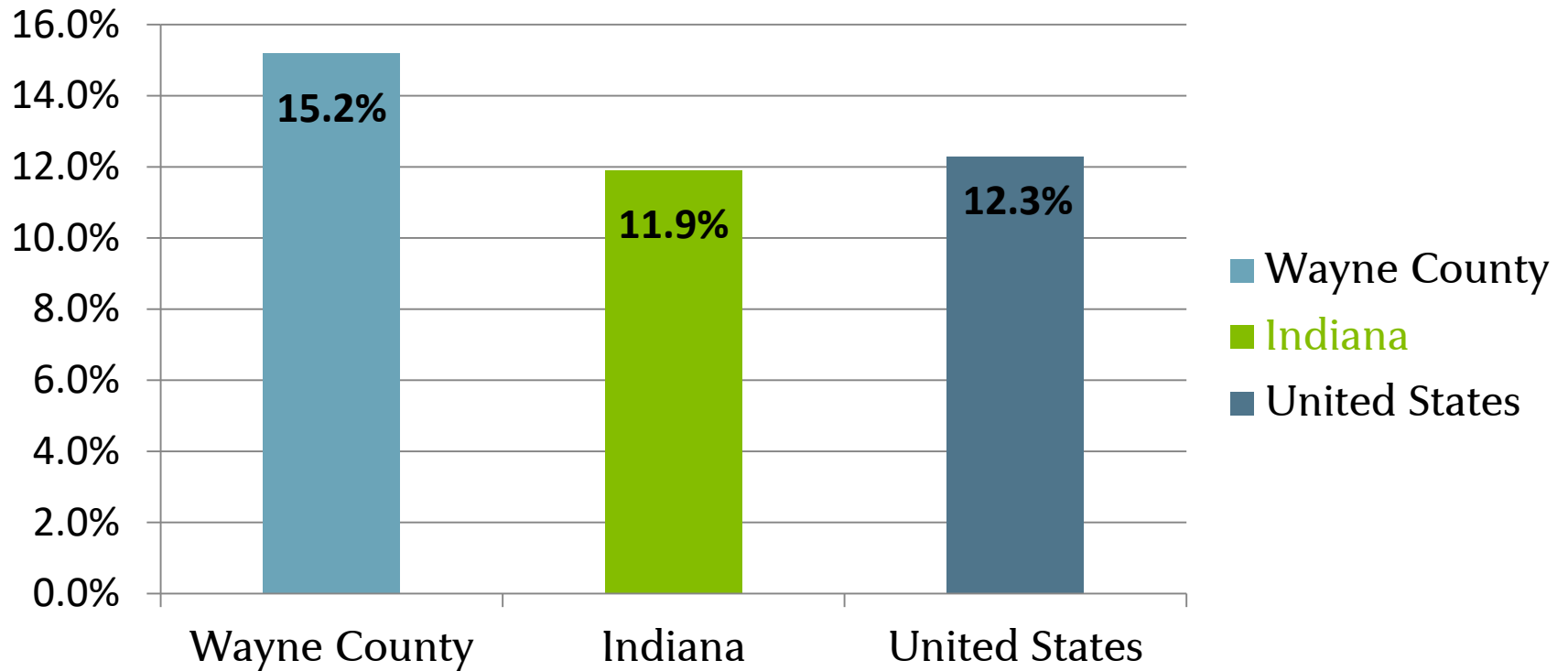
*Decrease the percentage of residents living in poverty to be at or below the state average*

## ***Strategy***

Forward Wayne County's strategy for improving the Poverty Level and Per Capita Personal Income is to:

1. Supporting better employment options and wages for residents.
2. Improving workforce retention as well as Early Childhood Success through increased affordable high-quality childcare and additional child care options.
3. Promoting Health and Wellness efforts.

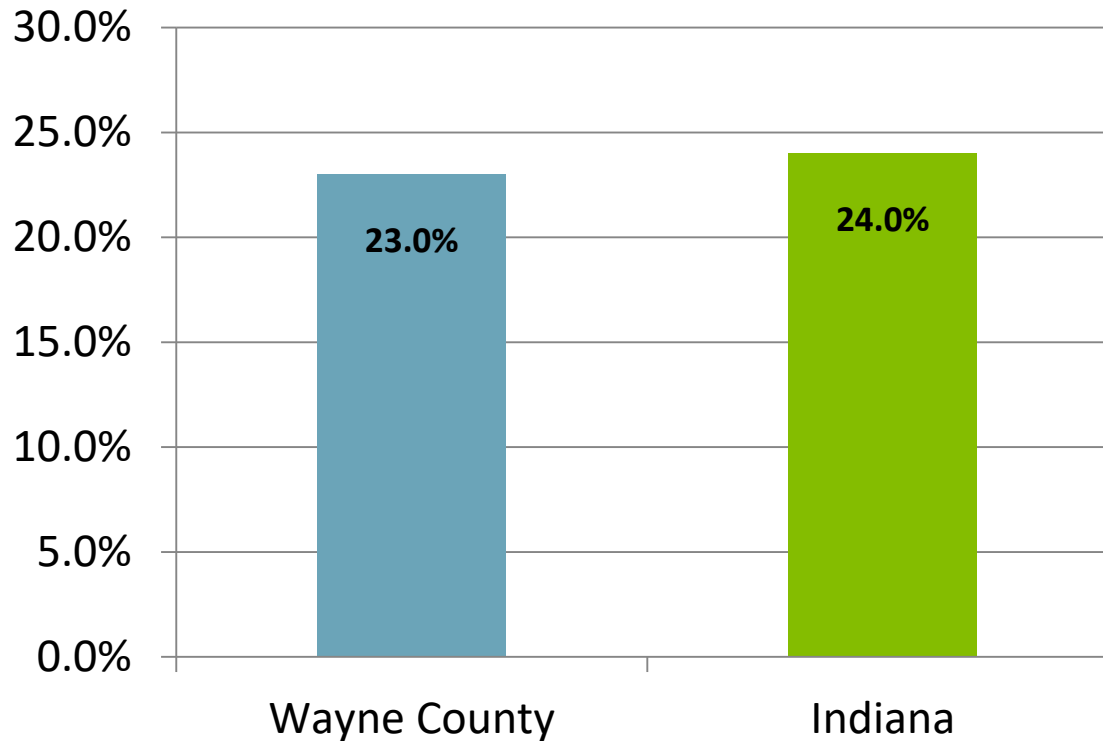
# Percentage of People Living Below Poverty Level



The Federal Poverty Level (FPL) is \$12,760 for individuals, \$17,240 for a family of 2, \$21,720 for a family of 3, \$26,200 for a family of 4, \$30,680 for a family of 5, \$35,160 for a family of 6, \$39,640 for a family of 7, \$44,120 for a family of 8.



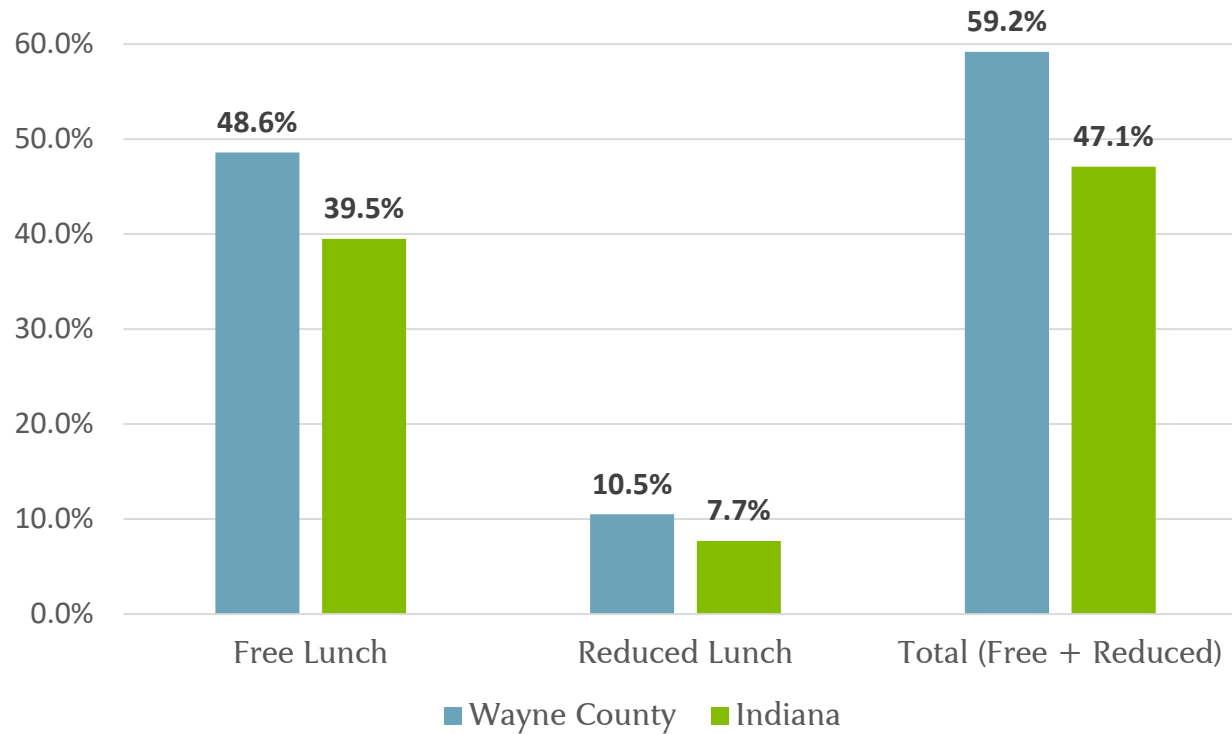
# ALICE in Wayne County



**ALICE** is an acronym for Asset Limited, Income Constrained, Employed. They constitute households that earn more than the Federal Poverty Level, but less than the basic cost of living for the county (the ALICE Threshold).

# Free and Reduced Lunch

## 2017



# Quality of Life in Wayne County

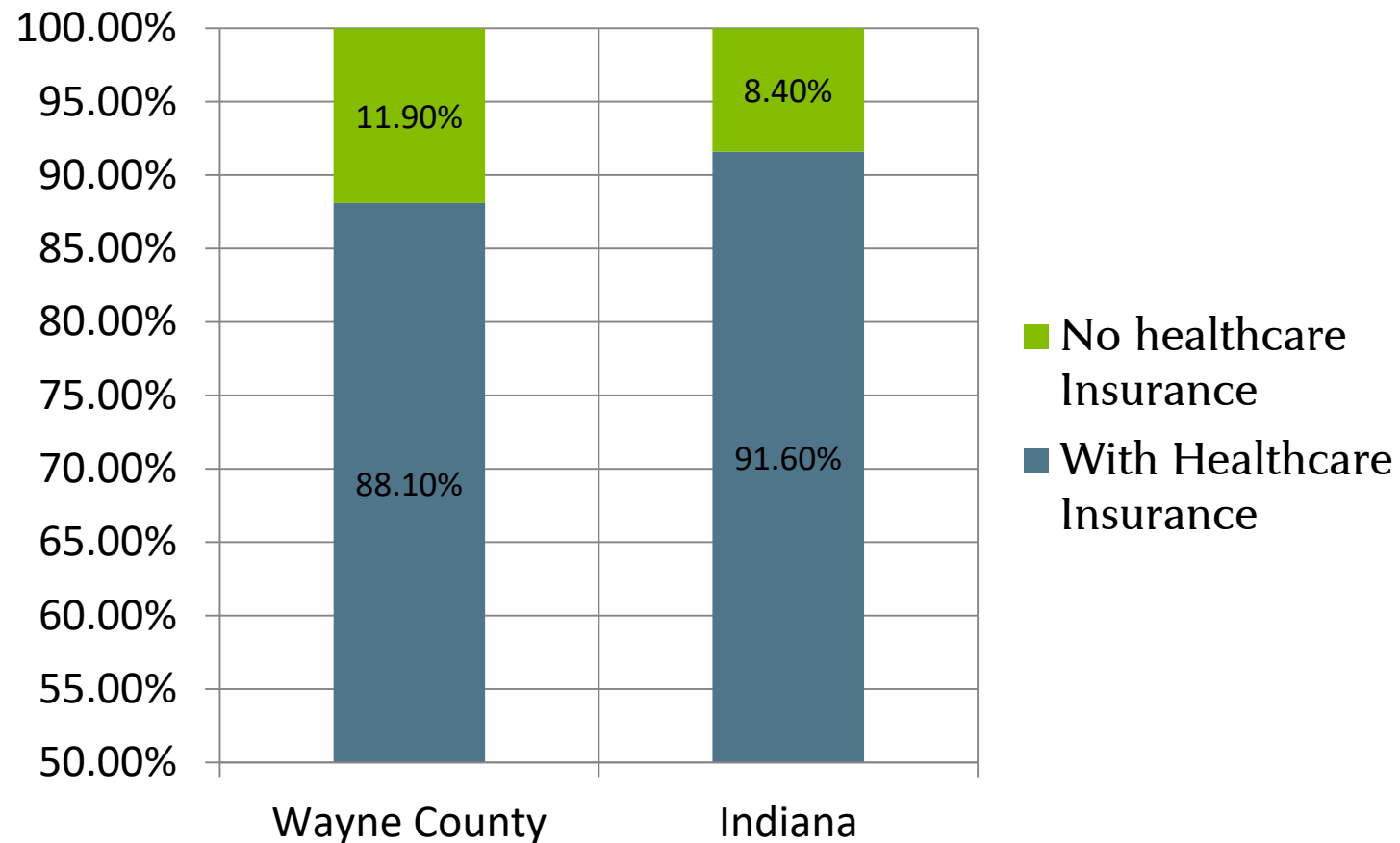
Metric	Wayne County	Indiana
Premature Death (YPLL Lost per 100,000)	12,100	8,300
Poor physical health days*	4.5	4.2
Poor mental health days*	5.0	4.7
Adult obesity rate	38%	33%
Percentage of population with adequate access to locations for physical activity	72%	75%

Wayne county ranks 87<sup>th</sup> out of 92 Indiana counties in 'Health Outcomes' and 73<sup>rd</sup> in 'Health Factors' per CountyHealthRankings.org.

31% of adults age 20 and over in Wayne County report no leisure-time physical activity.^

Source: countyhealthrankings.org \*Average number of physically unhealthy days reported in past 30 days (age-adjusted) ^the 2020 study utilized 2016 data for this measure.

# Healthcare – No Insurance



# Healthcare – County Indicators

## **Average Travel Time to Nearest Indiana Trauma Center**

Wayne County - 15.4 minutes  
Indiana – 28.9 minutes

## **Average Life Expectancy**

Wayne County – 76.2 years  
Indiana – 77.4 years  
United States – 78.5 years

## **Number of Residents per County Health Department Employee**

Wayne County – 1,465.2  
Grant County\* – 4,709.7  
Warrick County\* - 3,910.4  
Indiana – 3,428.2

**12.9% of Wayne County** residents  
have received Food Stamps or  
SNAP Benefits in the last twelve  
months.



# ‘Big Picture Indicator’ – PERSONAL & MEDIAN INCOME

## ***Goals***

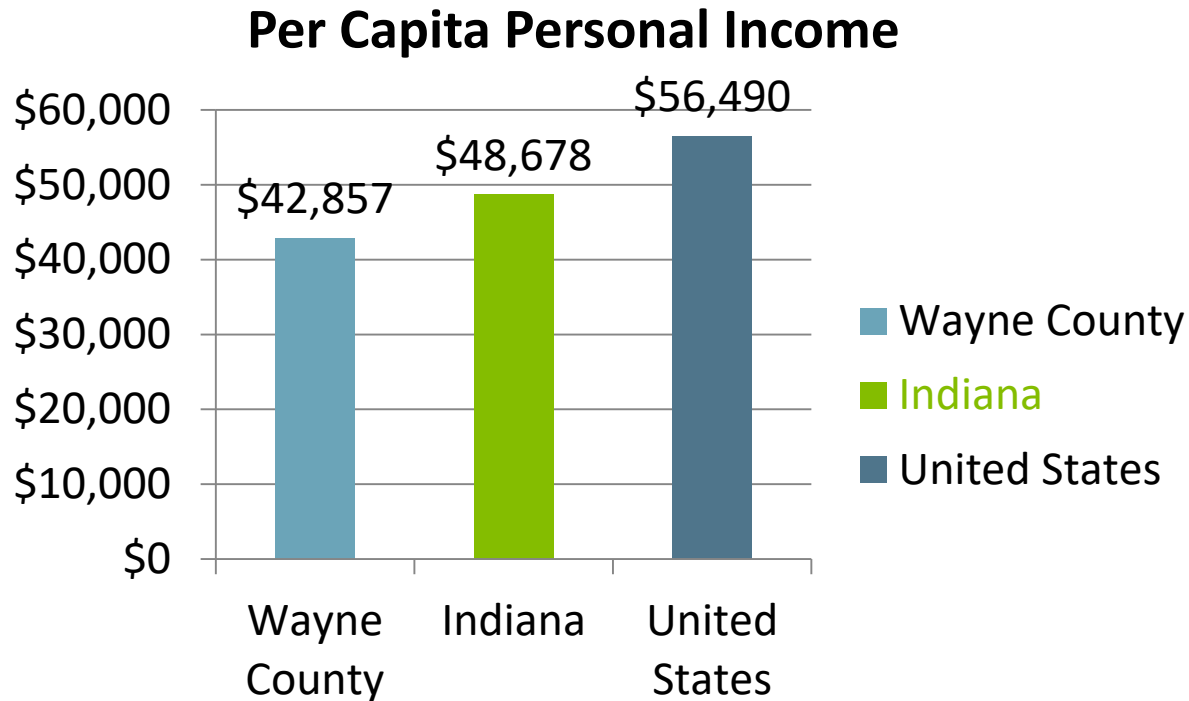
*Raise Per Capita Personal Income and Median Family Income to be equal to the state average*

## ***Strategy***

Forward Wayne County's strategy for improving the Per Capita Personal Income and Median Family Income is to:

1. Supporting better employment options and wages for residents.
2. Supporting training and education that will lead to promotions and increase in wages.

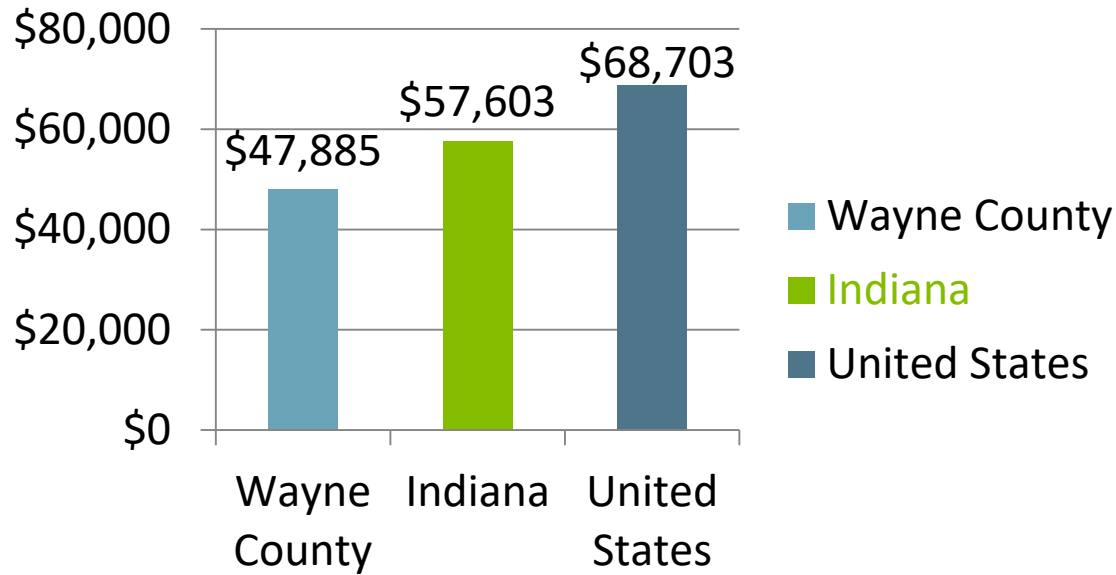
# Per Capita Personal Income



Median Household Income in Wayne County is 11.9% less than the rest of the state and 24.1% less than the United States average.

# Median Household Income

## Median Household Income



Median Household Income in Wayne County is 16.9% less than the rest of the state and 30.3% less than the United States average.



# Job Market – Top 15 Employers

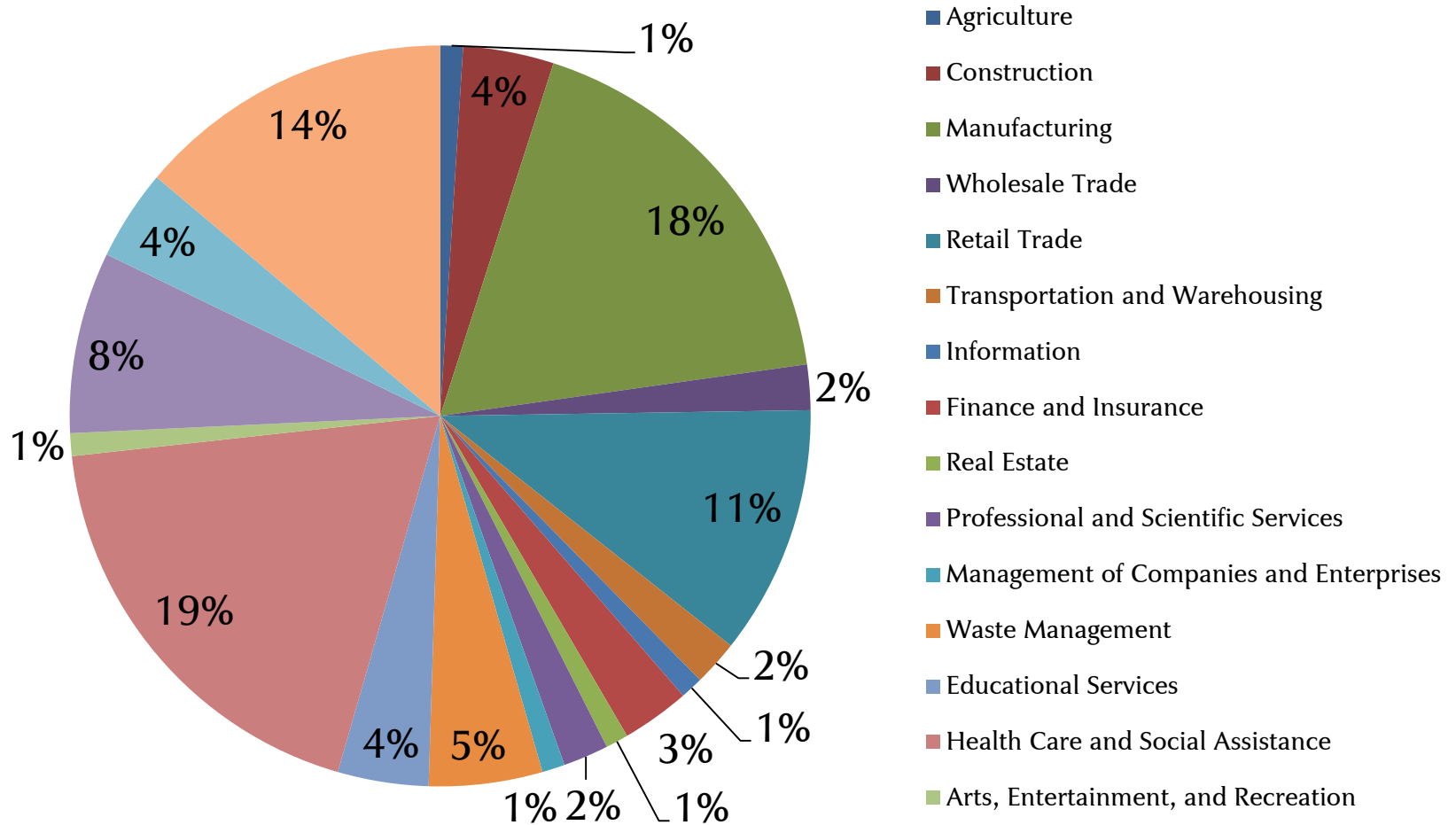
## in Wayne County

Employer	Product/Industry	# Employed
Reid Health	Healthcare	2,998
Richmond Community Schools	Education	723
Belden	Wire Manufacturing	707
Sugar Creek Food Solutions	Food Processing	575
Richmond State Hospital	Hospital	435
Primex Plastics Corp.	Plastic Manufacturing	420
Wayne County Government	Municipality	400
City of Richmond	Municipality	400
Earlham College	Higher Education	388
Color Box	Packaging	370
Indiana University East	Higher Education	350
DOT Foods, Inc.	Food Redistribution	270
Wolverine Worldwide	Customer Service Center	208
Berry Global	Plastics Manufacturing	200
Osborn International	Wire Brush Manufacturing	187

Source: EDC of Wayne County, Indiana <https://whywaynecounty.com/site-selection/major-employers/>

# Job Market – Occupations

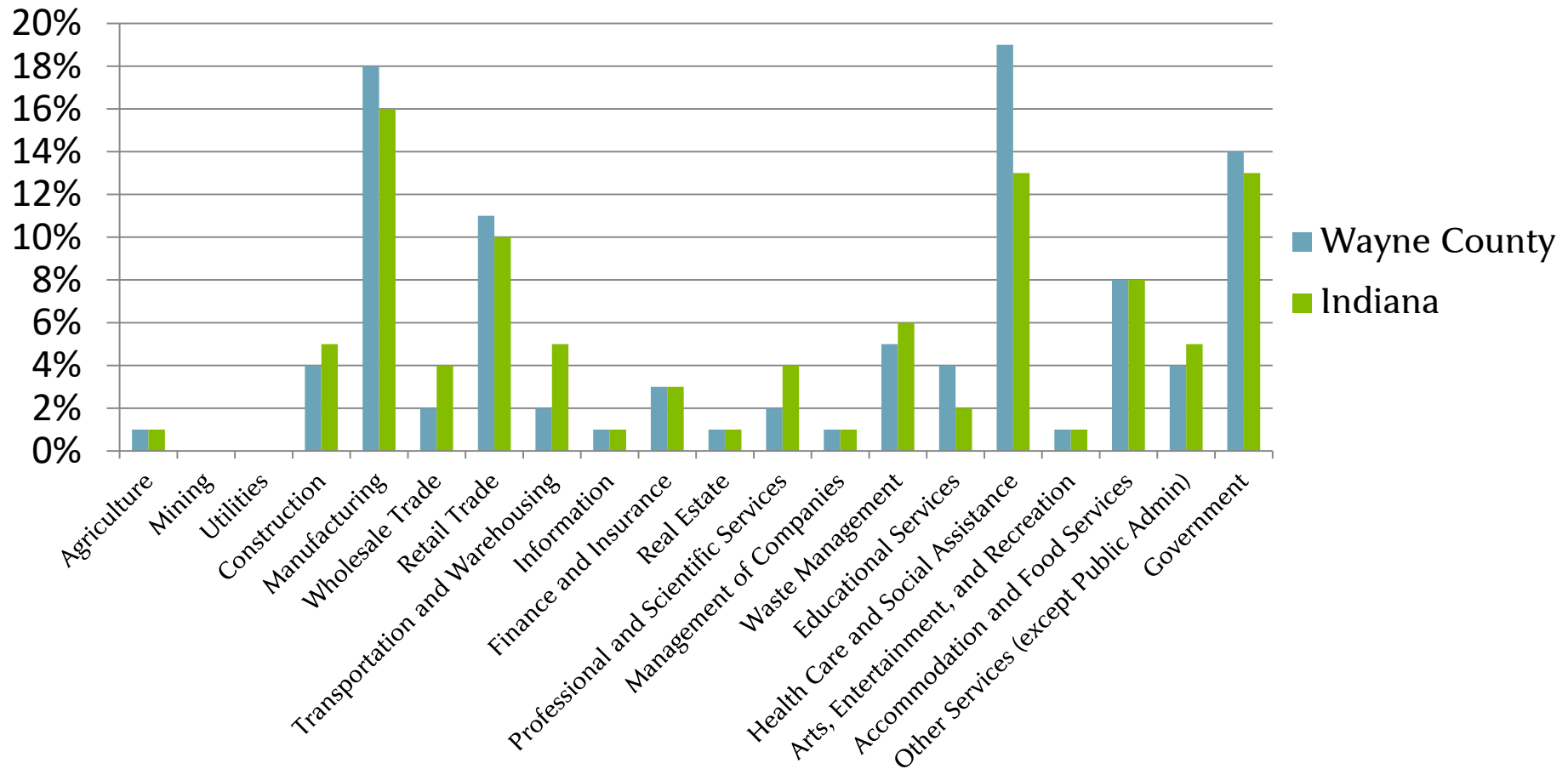
Distribution by Industry in Wayne County



Source: Indiana Department of Workforce Development

# Job Market – Occupation Distribution

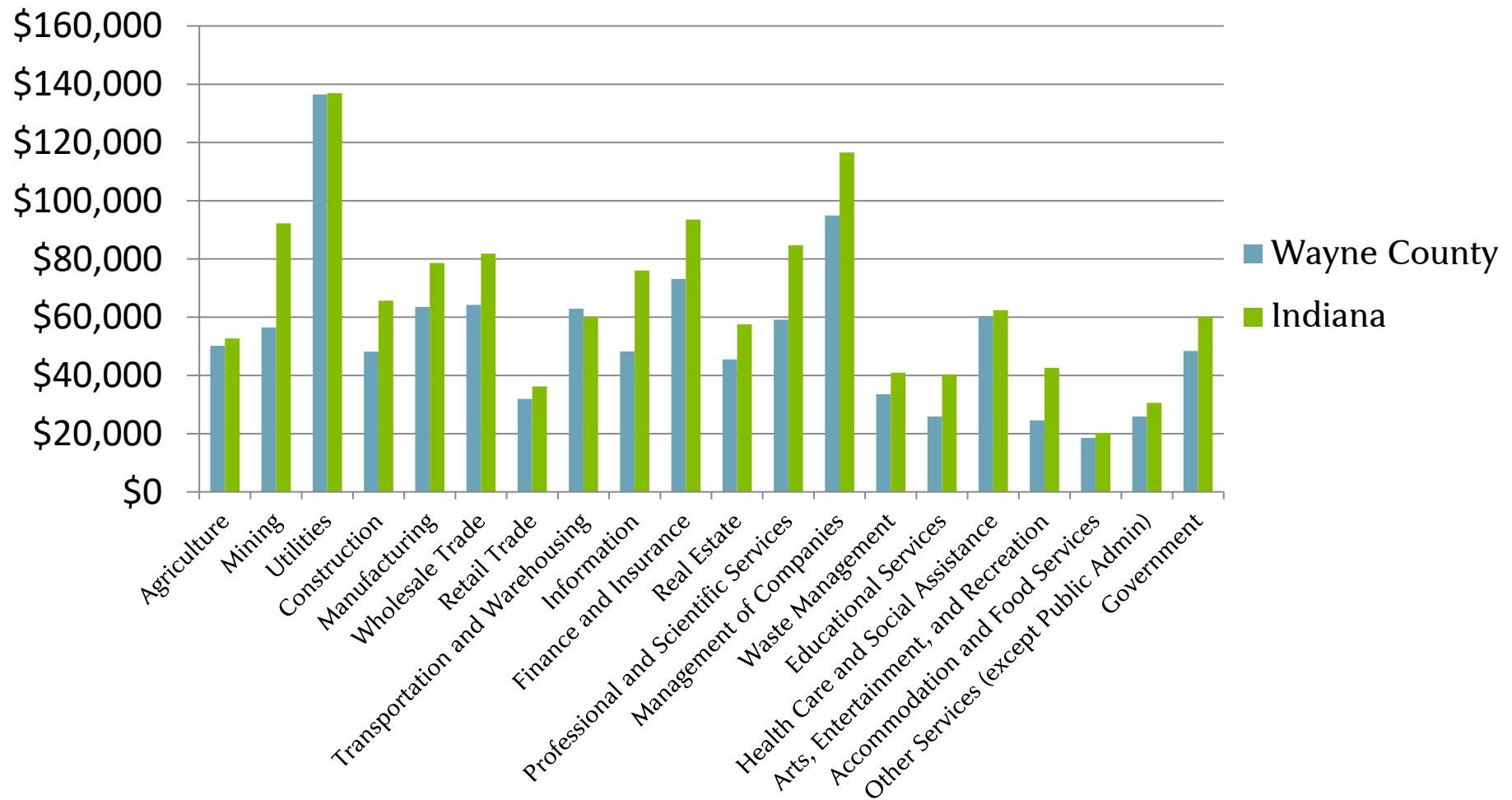
## by Industry in Wayne County and Indiana



Source: Indiana Department of Workforce Development

# Job Market – Average Earnings

by Industry in Wayne County and Indiana



Source: Indiana Department of Workforce Development



# ‘Big Picture Indicator’ – Educational Attainment

## ***Goal***

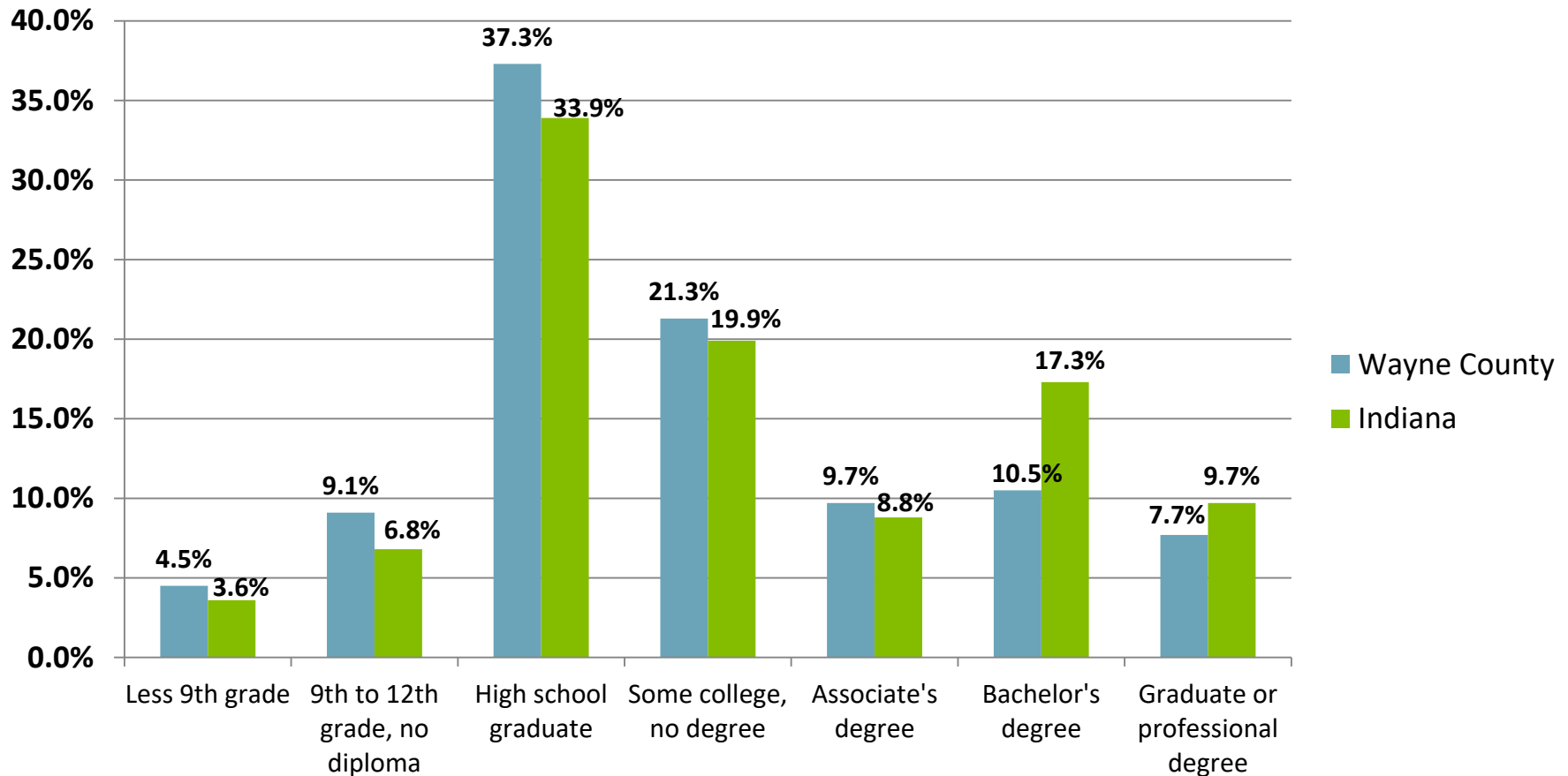
*Increase to 35% of the population, ages 25-64, holding an associate degree or higher by 2025.*

## ***Strategy***

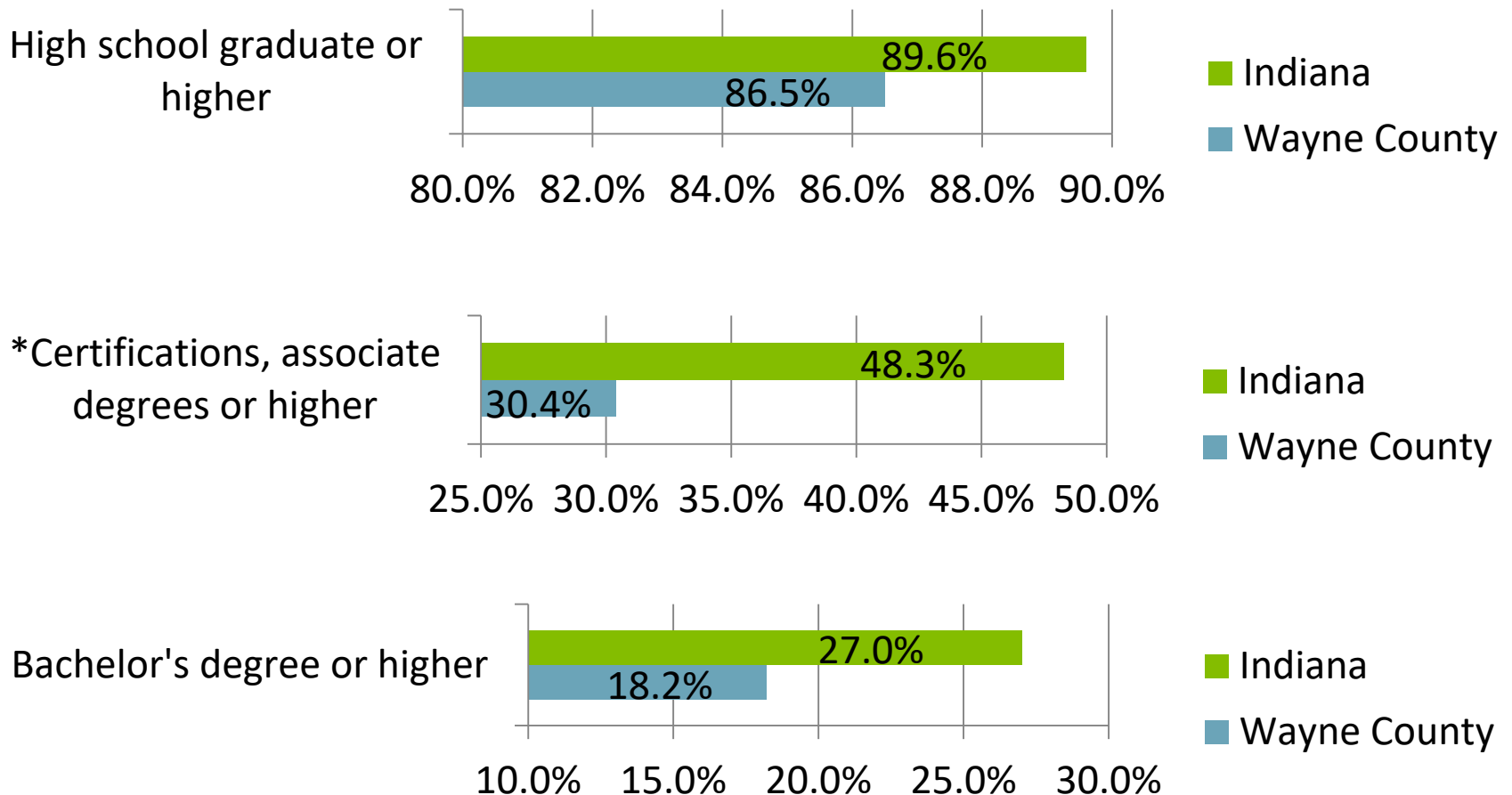
We will work to increase our county’s credential attainment, by:

1. Promoting education and partnering on short-term credentials, associate degrees and more.
2. Developing career pathways within education systems and employers.
3. Supporting talent pipelines, talent networks, as well as career and job fairs.
4. Connecting students with employers for internships, work-based learning opportunities, and other experiential learning.
5. Increasing Pre-K programs and increasing educational success from Pre-K to career attainment.

# Education – Educational Attainment



# Education – Educational Attainment



Source: [stats.indiana.edu](https://stats.indiana.edu); \*Aligns to FWC's Employability Coalition educational attainment goal



# ‘Big Picture Indicator’ – IMPROVED HOUSING

## ***Goal***

*Increase Grossed Assessed Value annually at a rate at or above the state average*

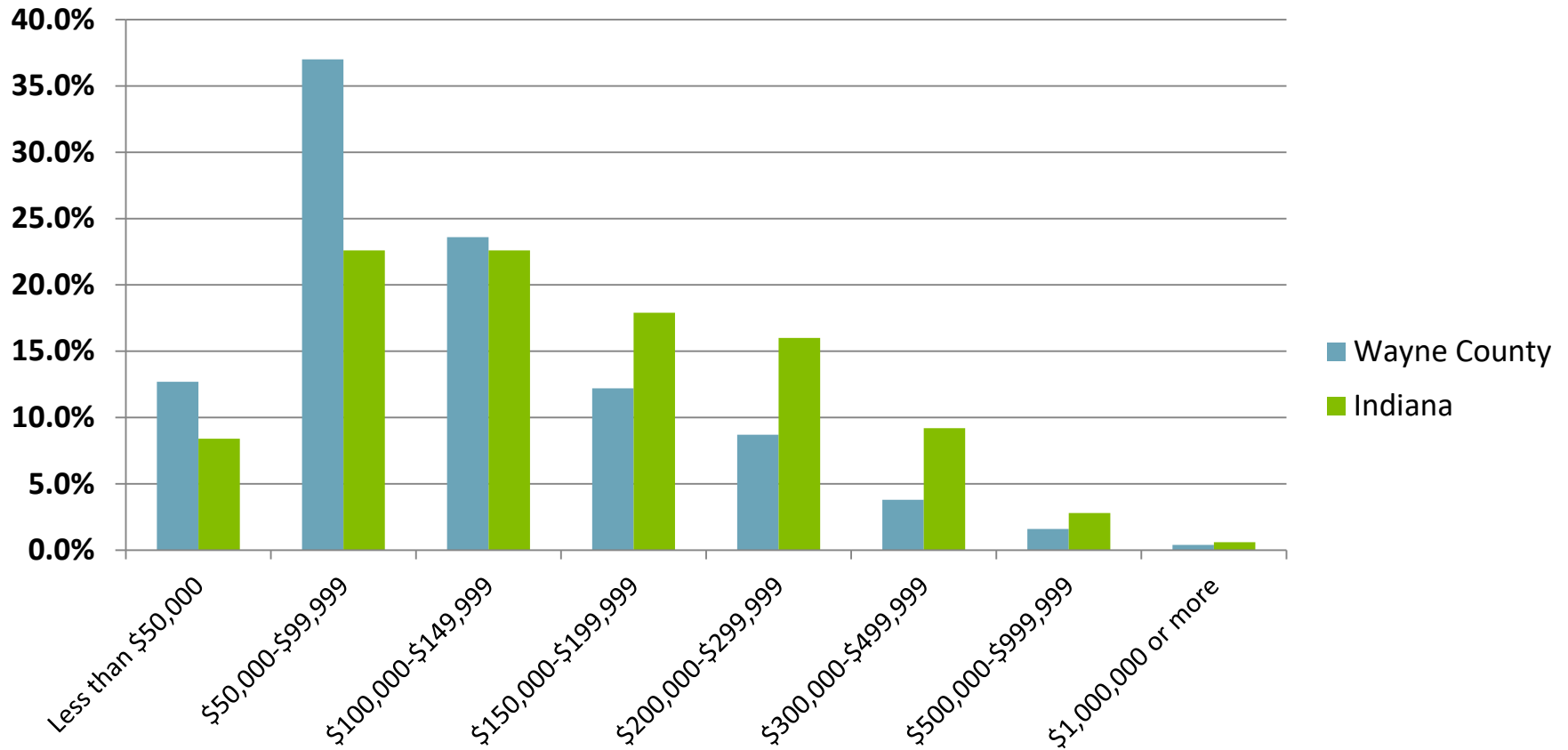
## ***Strategy***

Our efforts to increasing assessed value include:

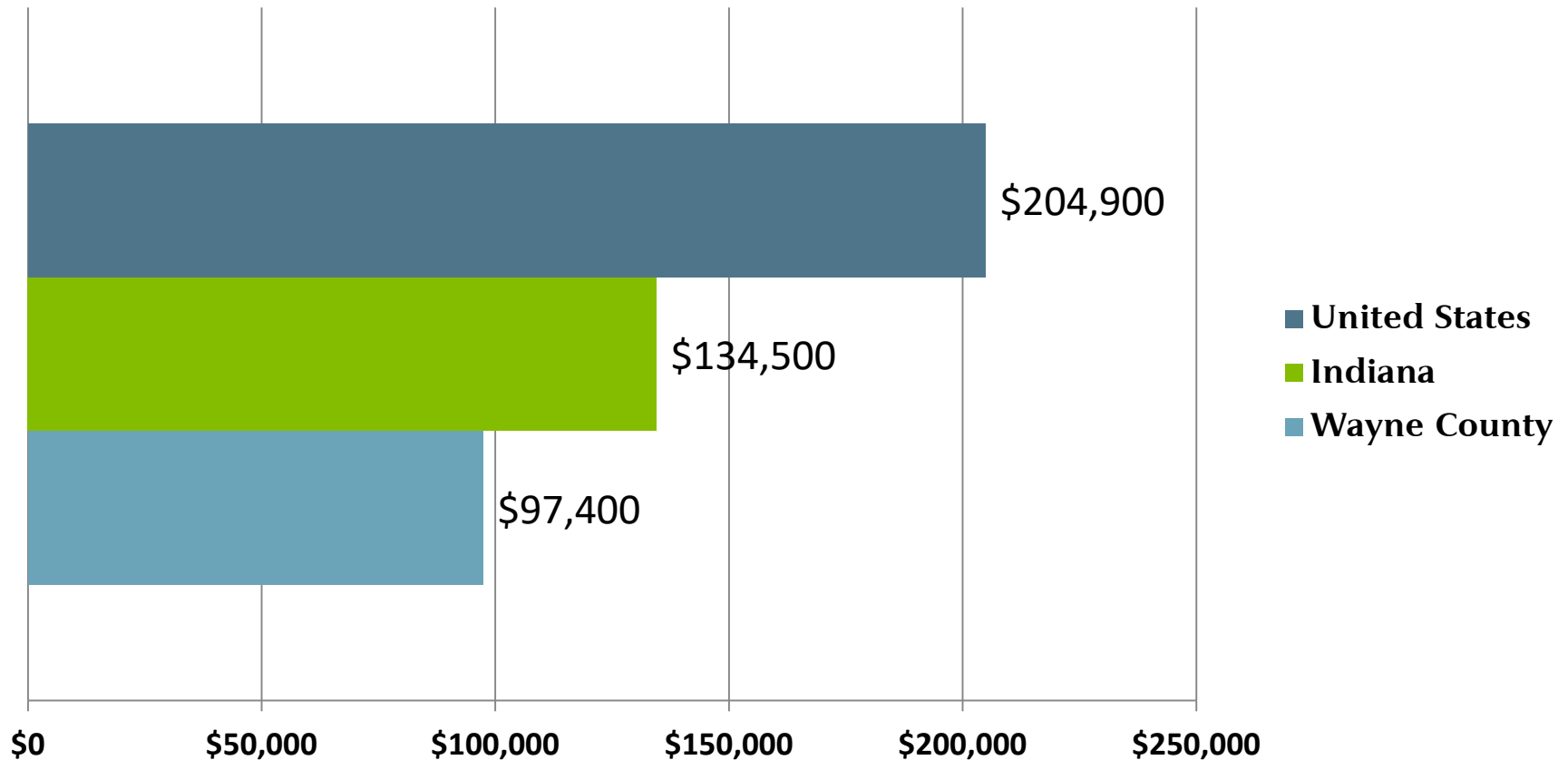
1. Encourage affordable housing options with more private home ownership.
2. Strengthen infrastructure of the county’s current and new housing projects with public and private investors.
3. Support development of downtowns through Main Street partners.
4. Advocate, mobilize, and support government partnerships that encourage new housing projects, incentives to investors, and other applicable infrastructure inducements.



# Housing – Value



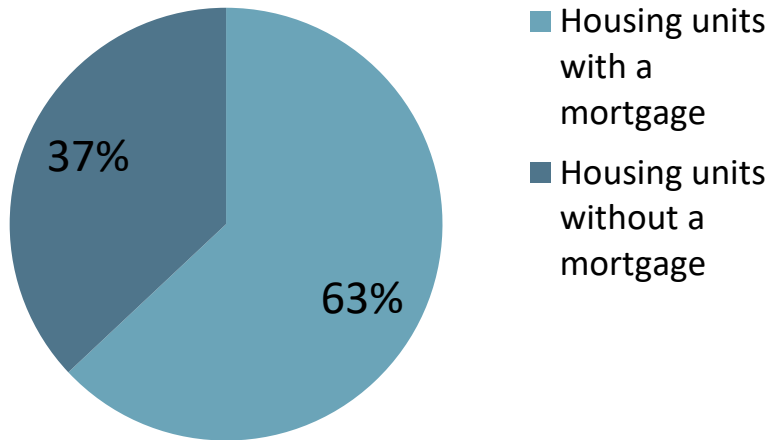
# Housing – Median Home Value



Source: Economic Development Corporation of Wayne County Indiana  
<https://whywaynecounty.com/living-in-wayne-county/housing/>

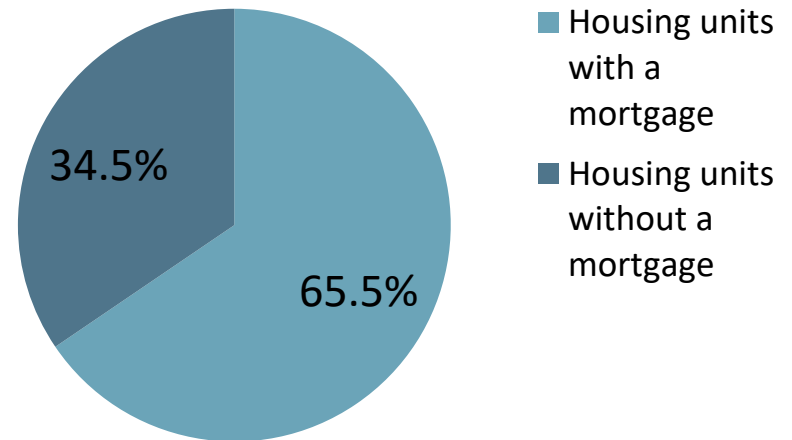
# Housing – Mortgage Status

**Wayne County**



**89.2% of Wayne County residents paying rent paid less than \$1,000 per month.**

**Indiana**



**71.8% of Indiana residents paying rent paid less than \$1,000 per month.**

# Questions/Comments?

Please contact

***Alex Painter***

*Community Engagement Officer, 765.962.1638*



April 2021