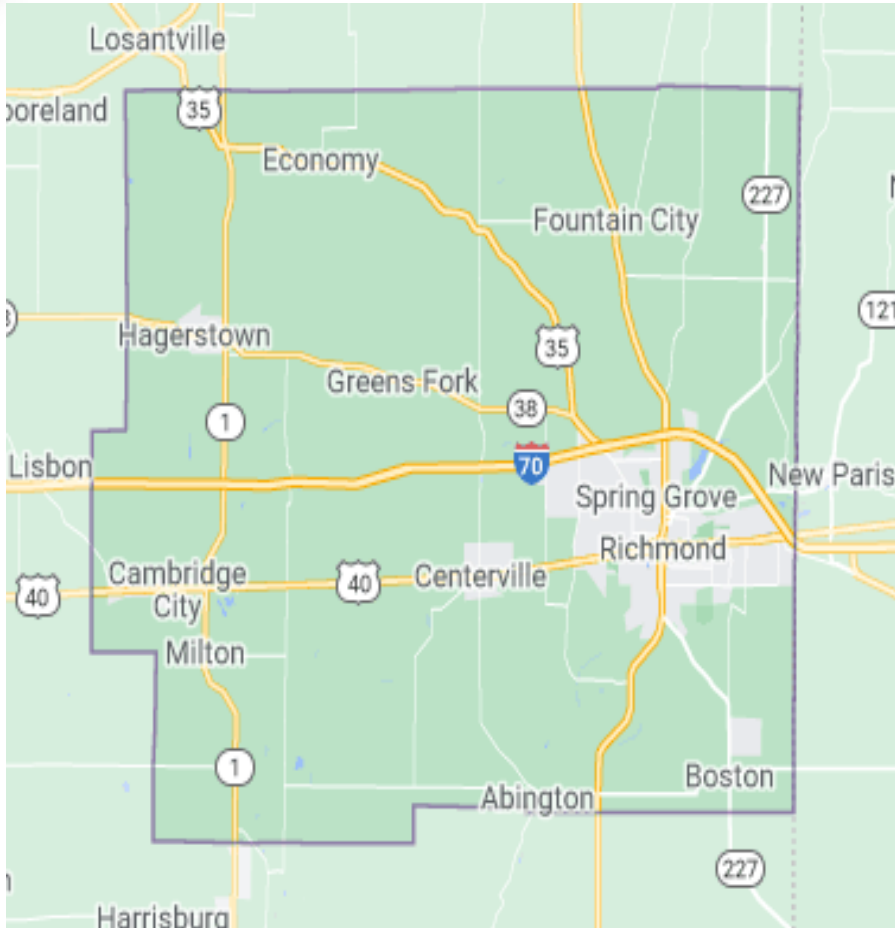


# 2023 County Indicators

## Wayne County, Indiana



# Wayne County Statistics



- Population: 66,273  
*Estimated decrease of 3.9% since 2010 (updated figure)*
- Households: 26,837
- Median Household Income: \$50,569 (9.4% increase)  
*State average is \$62,723*
- ALICE Households: 27%  
*State average is 27%*
- Households in Poverty: 18%  
*State average is 12%*
- Unemployment Rate: 3.1%  
*State average is 3.0%*

# Big Picture Indicator - Population

## Goal

Achieve a county population of 66,101 for a year-over-year increase of .05% for 5 years

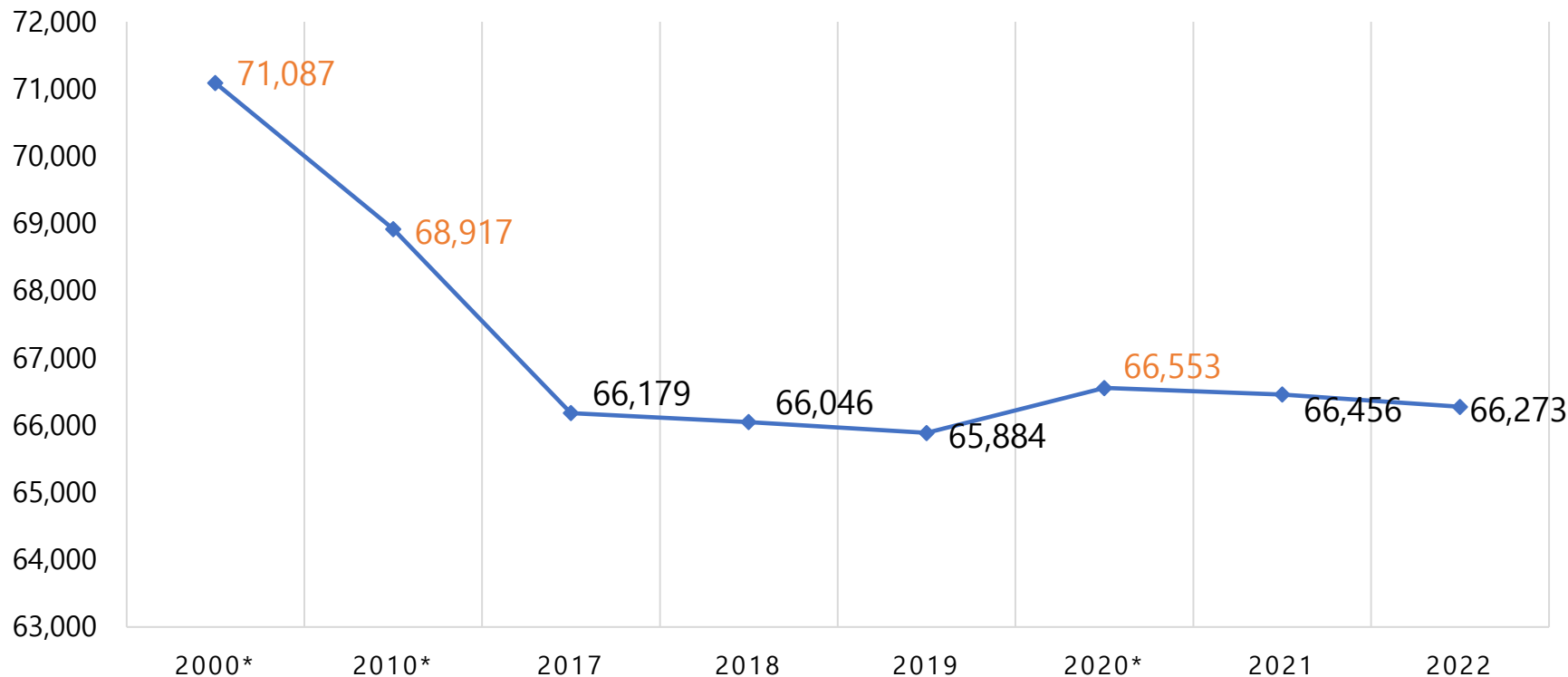
## Strategy

We are dedicated to improving the quality of life for our current and future residents by:

1. Creating projects and programs that make Wayne County a great place to live, work, and play
2. Focusing on enhancing our county's neighborhoods, cities, and towns
3. Supporting our environment through recycling, physical amenities, and alternative transportation
4. Continuing to incorporate arts and culture into the everyday lives of our residents

# Demographics – Population Trend

## WAYNE COUNTY POPULATION SINCE 2000



Note: The Big Indicator for Success- Population is based on percentage decline/growth versus the actual number.

\*2000, 2010, and 2020 denote actual census data.

The remaining years are estimates from the State of Indiana's reporting system. The State estimated that the County had a .3% decline over the past year.

We want to reverse that to show .05% growth over 5 years. And we do not want our population to dip below 66,101.

# Demographics – Population Ethnicity

## County Population Estimates by Race

Race	Wayne County	State Average
American Indian or Alaskan Native	0.4%	0.4%
Asian	1.1%	2.7%
African American	5.1%	10.2%
Native Hawaiian	0.1%	0.1%
White	90.0%	84.2%
Two or More Race Groups	3.2%	2.3%

## Hispanic or Latino Origin

Wayne County	State Average
Non-Hispanic: 96.6%	92.3%
Hispanic: 3.4%	7.7%



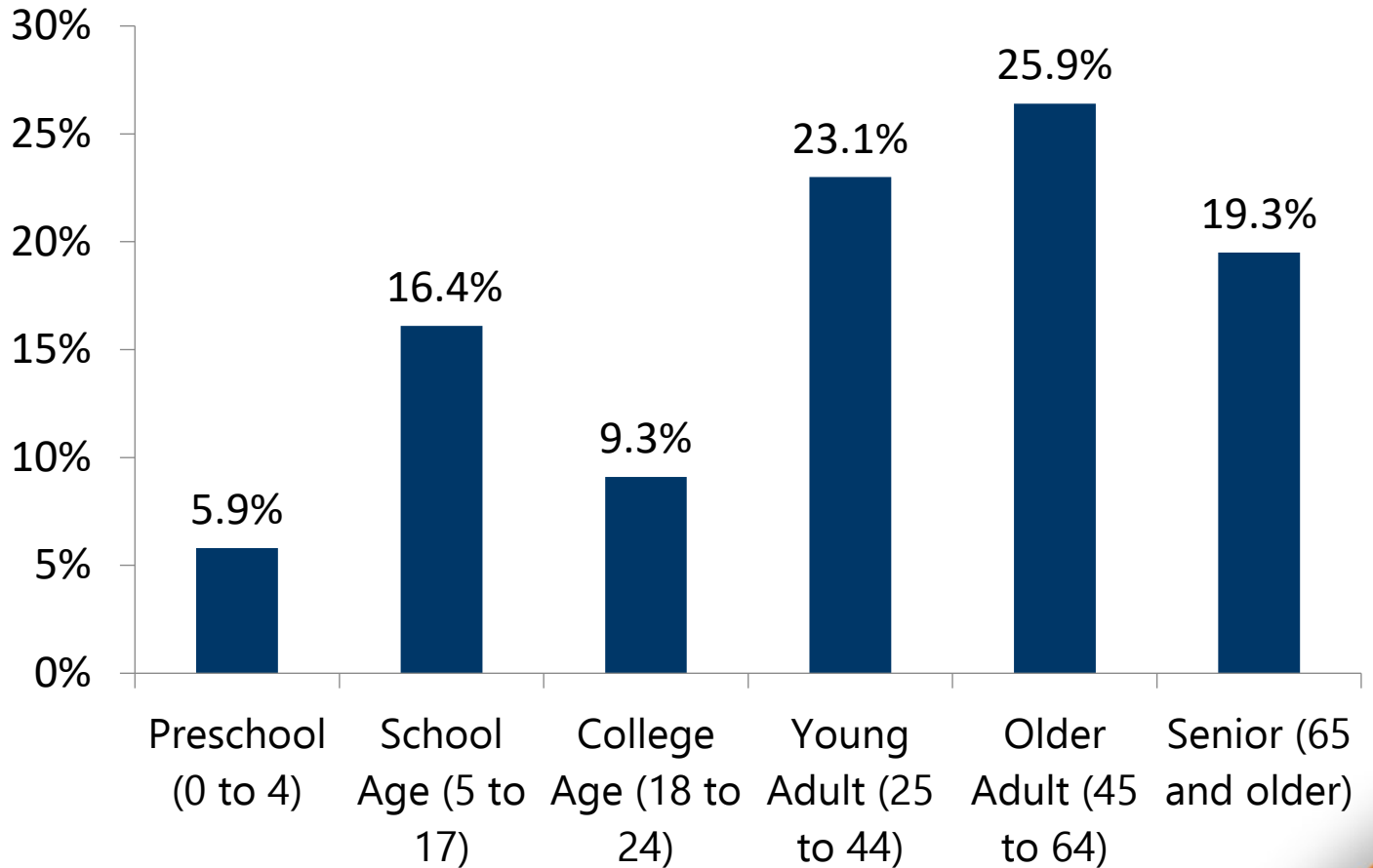
# Demographics – Population Age

## Median Age:

Wayne County – 40.9  
State Average – 38.1

Individuals 45 to 64 years old comprise the largest single population bloc of Wayne County at 25.9%. Individuals 45 to 64 plus seniors comprise 45.2% of Wayne County's population.

## Wayne County Population by Age



# Big Picture Indicator – Poverty Level

## Goals

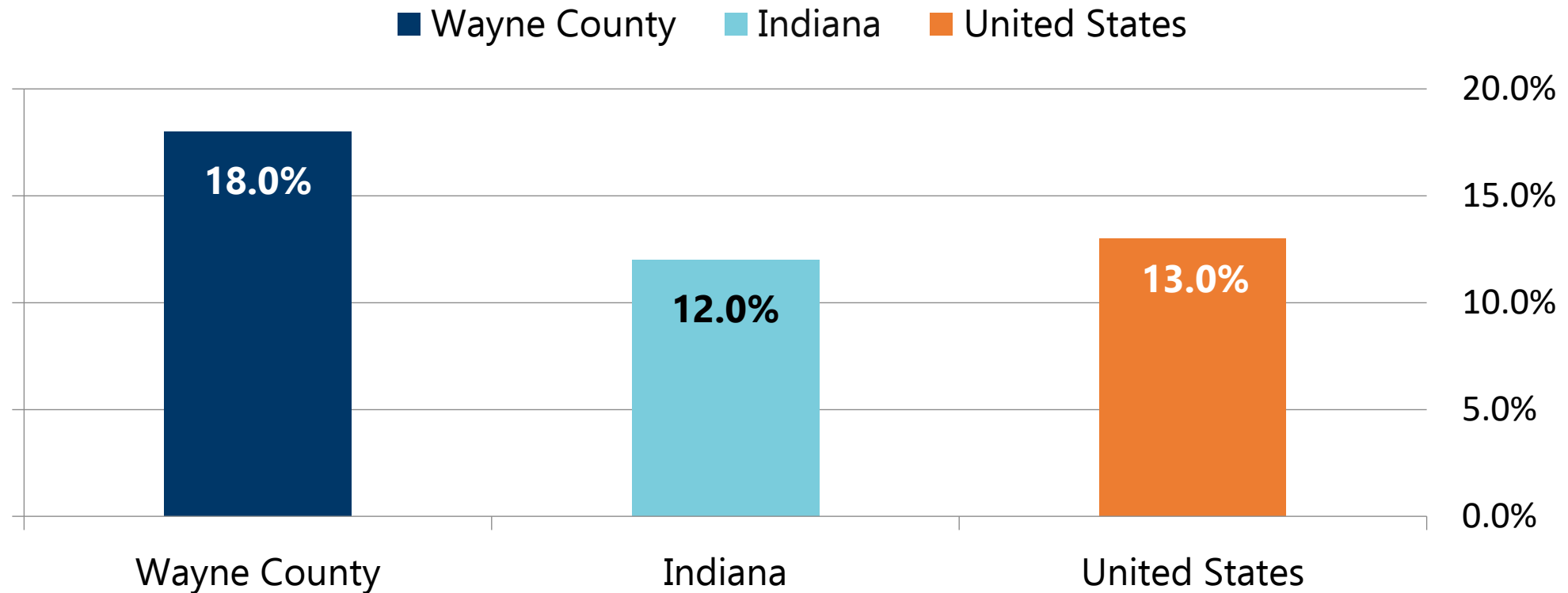
Decrease the percentage of residents living in poverty to be at or below the state average

## Strategy

Forward Wayne County's strategy for improving the Poverty Level and Per Capita Personal Income is to:

1. Support better employment options and wages for residents
2. Improve workforce retention as well as Early Childhood Success through increased affordable high-quality childcare and additional childcare options
3. Promote Health and Wellness Efforts

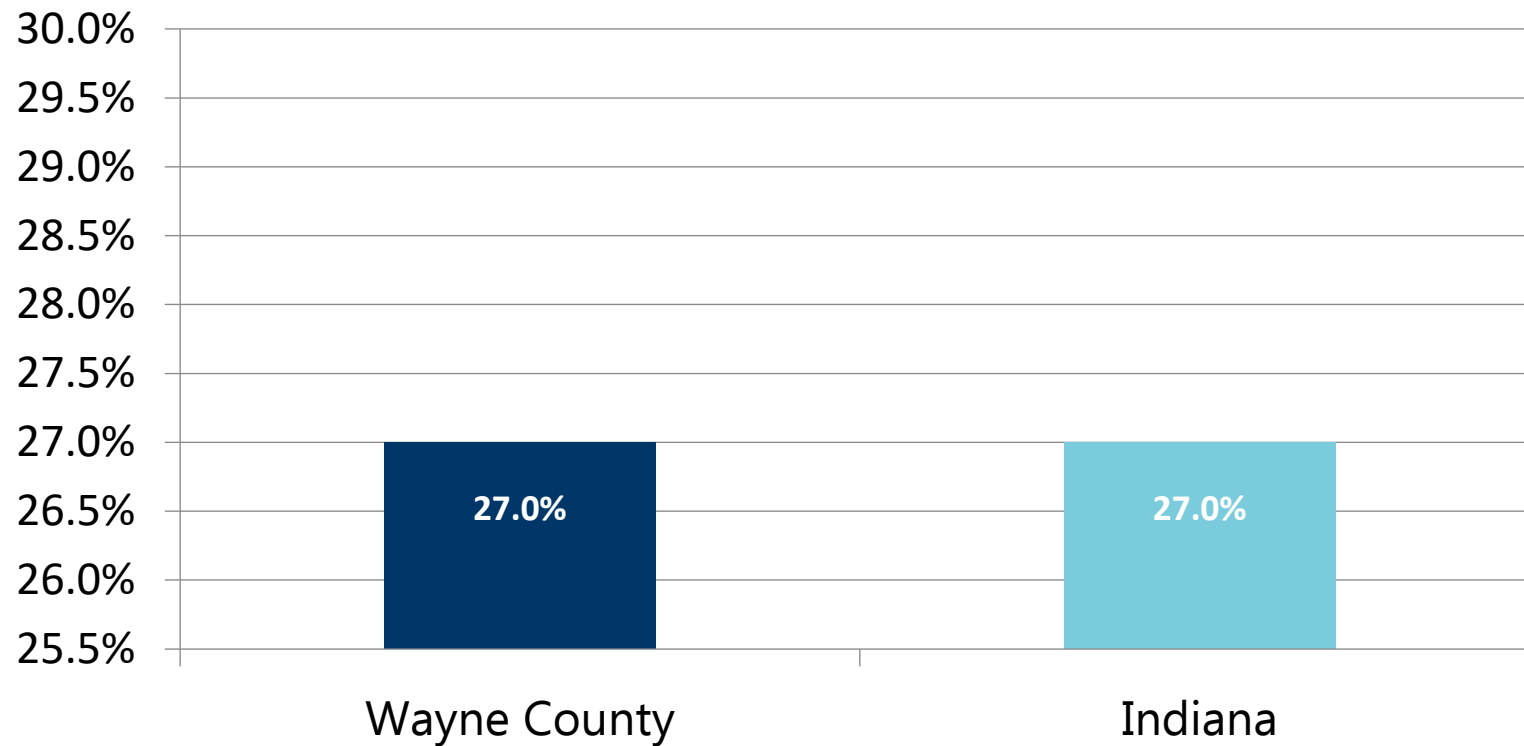
# Percentage of People Living Below Poverty Level



The \*Federal Poverty Level (FPL) is \$14,580 for individuals, \$19,720 for a family of 2, \$24,860 for a family of 3, \$30,000 for a family of 4, \$35,140 for a family of 5, \$40,280 for a family of 6, \$45,420 for a family of 7, \$50,560 for a family of 8.



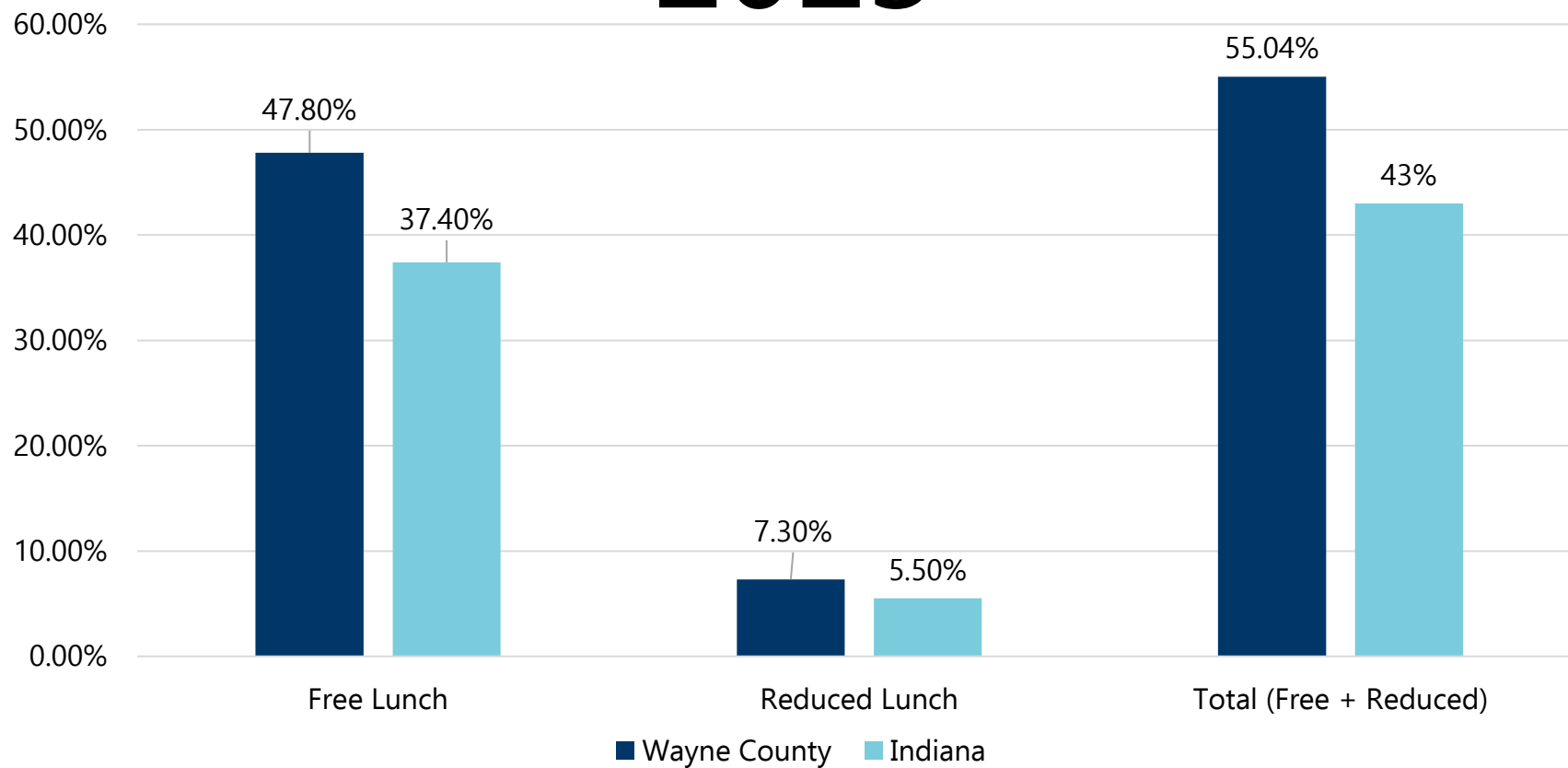
# ALICE Households in Wayne County



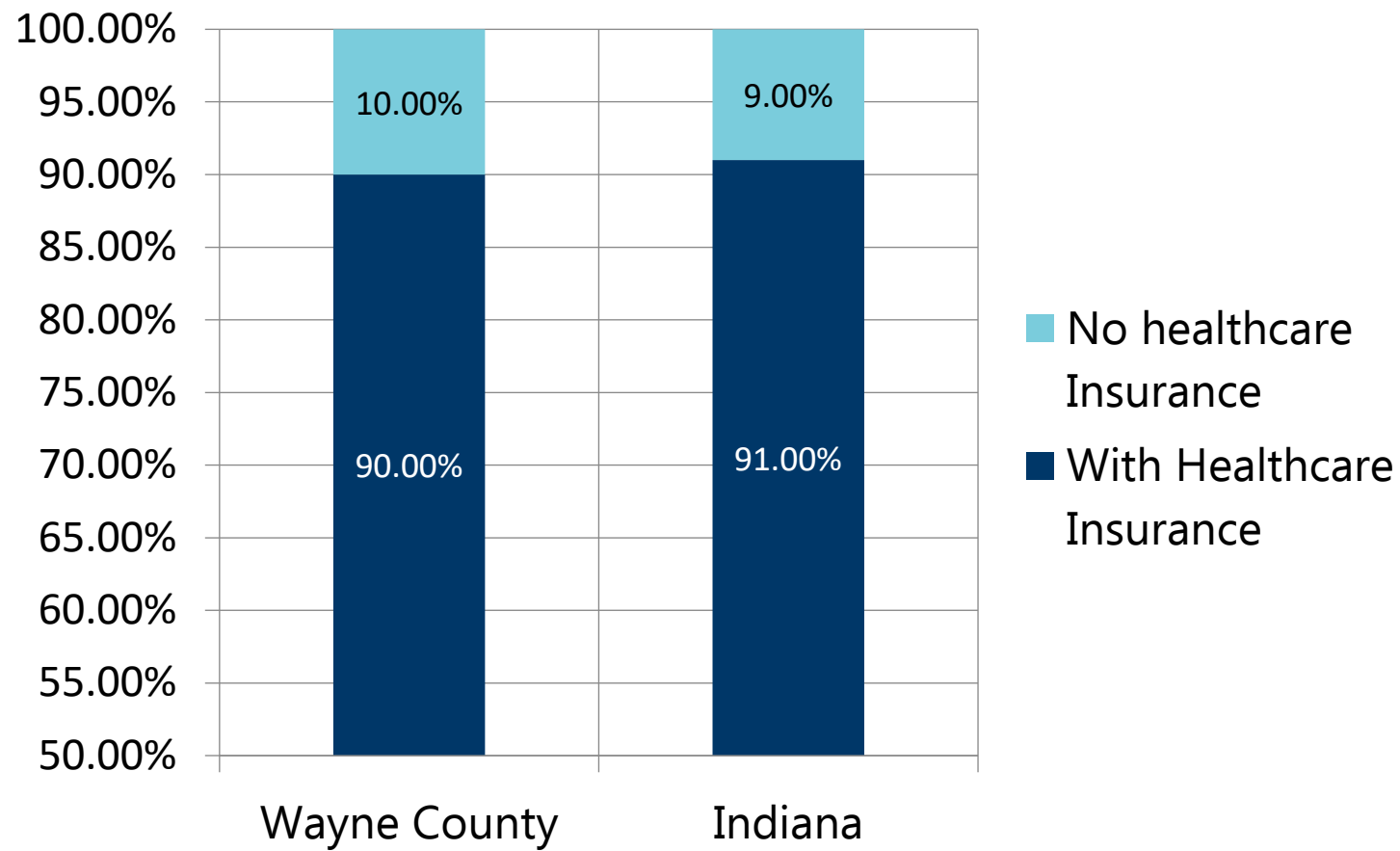
**ALICE** is an acronym for Asset Limited, Income Constrained, Employed. They constitute households that earn more than the Federal Poverty Level, but less than the basic cost of living for the county (the ALICE Threshold).

# Free and Reduced Lunch

## 2023



# Healthcare – No Insurance



# Quality of Life in Wayne County

Metric	Wayne County	Indiana
Premature Death (YPLL per 100,000) YPLL=Years of Potential Life Lost	12,500	8,600
Poor physical health days	3.7	3.3
Poor mental health days	5.4	4.9
Adult obesity rate	38%	37%
Access to exercise opportunities	70%	77%

Wayne County ranks 87<sup>th</sup> out of 92 Indiana counties in 'Health Outcomes' and 76<sup>th</sup> in 'Health Factors' per CountyHealthRankings.org

29% of adults aged 18 and over in Wayne County report physical inactivity.

# Healthcare – Quality Indicators

Average Travel Time to Nearest  
Indiana Trauma Center

Wayne County – 15.4 Minutes  
Indiana – 28.9 Minutes

Average Life Expectancy

Wayne County – 72.9 Years  
Indiana – 76.5 Years  
United States – 78.5 Years

Number of Residents per County Health  
Department Employee

Wayne County – 1471  
Grant County\* - 4749  
Warrick County\* - 3908

**13.3% of Wayne County  
residents** have received Food  
Stamps or SNAP Benefits in the  
last twelve months.

# Big Picture Indicator – Personal & Median Income

## Goals

Raise Per Capita Personal Income and Median Family Income to be equal to the state average

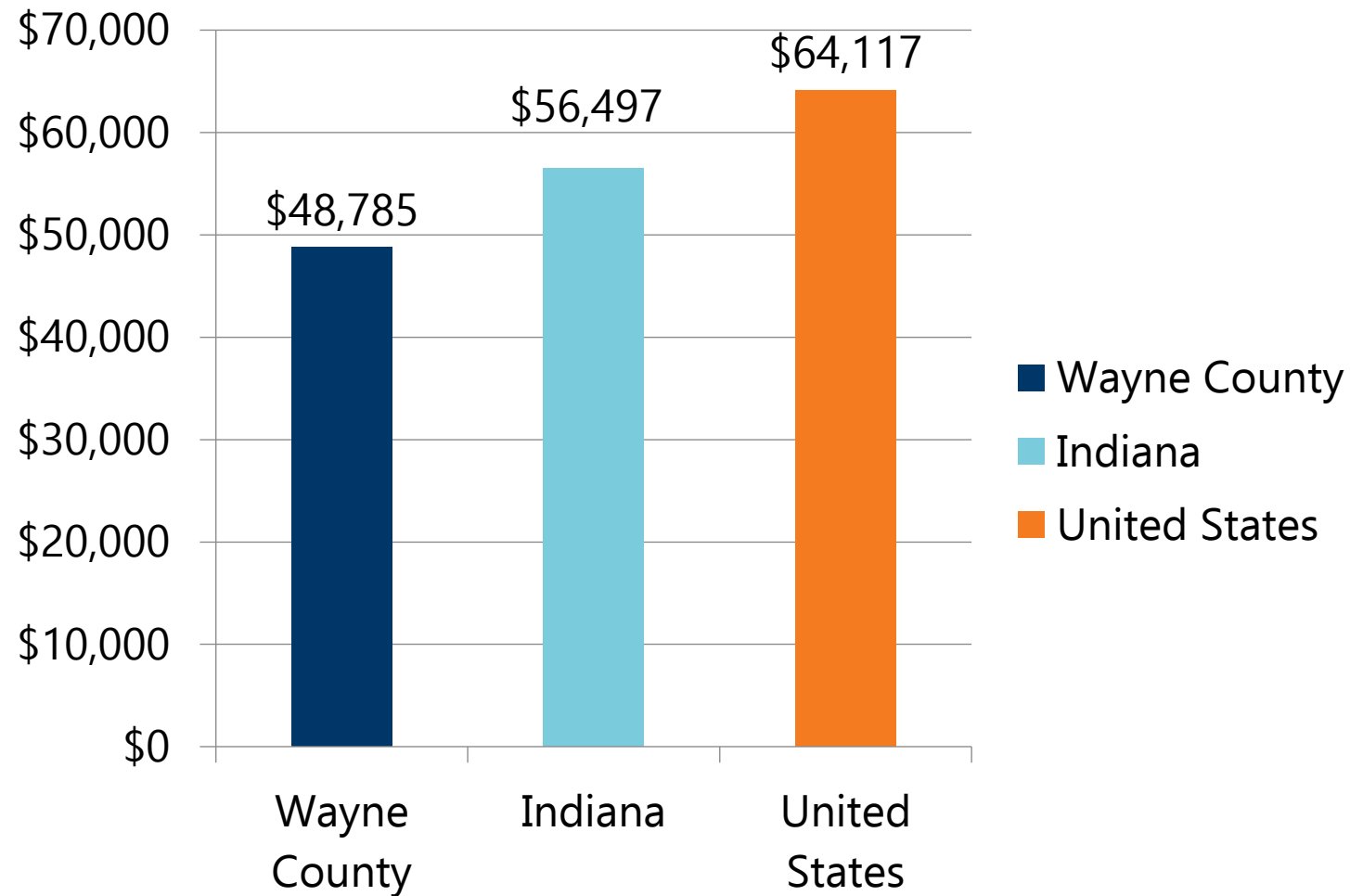
## Strategy

Forward Wayne County's strategy for improving the Per Capita Personal Income and Median Family Income is to:

1. Support better employment options and wages for residents.
2. Support training and education that will lead to promotions and increases in wages.

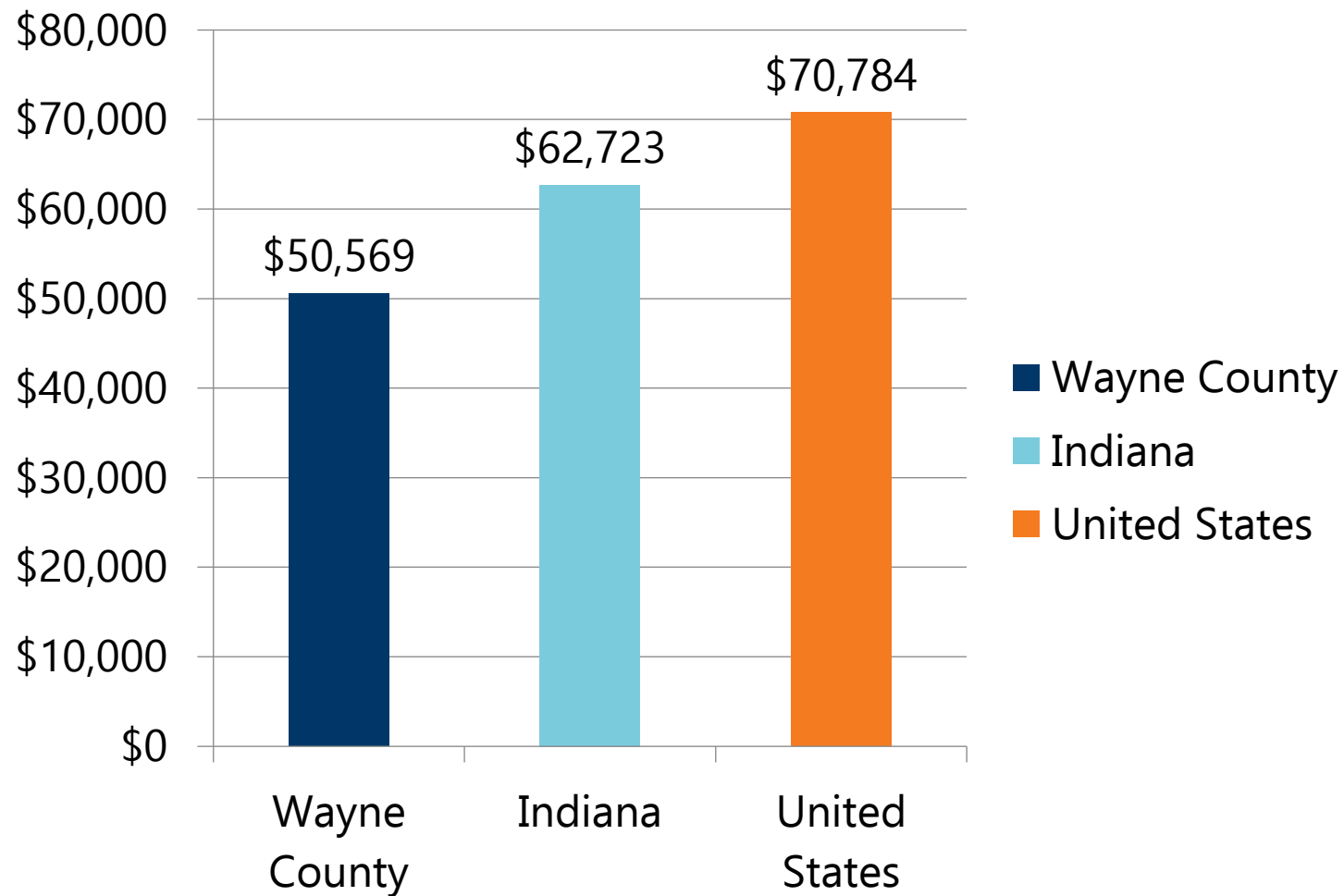


# Per Capita Personal Income



Per Capita Personal Income in Wayne County is 14% less than the rest of the state and 24% less than the United States average.

# Median Household Income



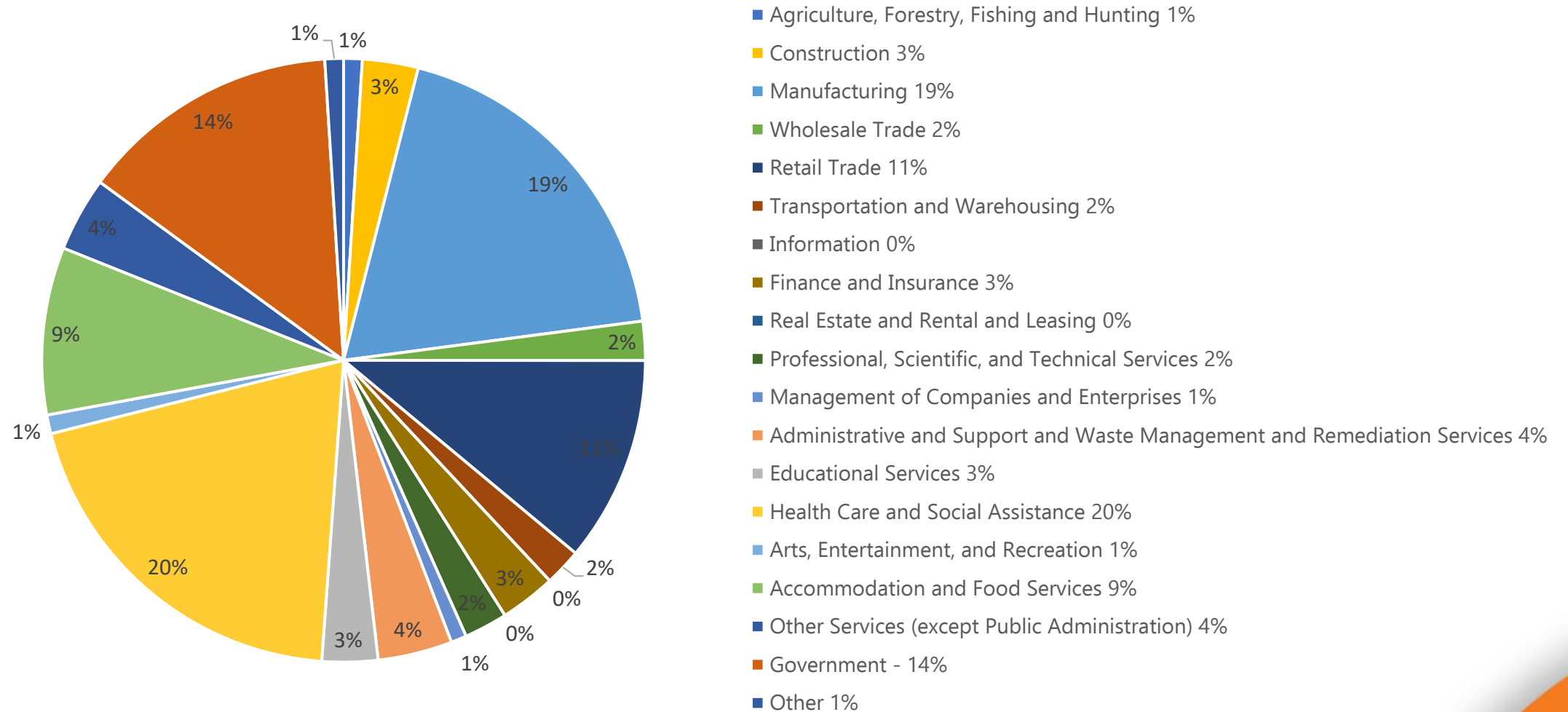
Median Household Income in Wayne County is 19% less than the rest of the state and 29% less than the United States average.

# Job Market – Top 15 Employers in Wayne County

Employer	Product/Industry	# Employed
Reid Health	Healthcare	2,998
Richmond Community Schools	Education	723
Belden	Wire Product Manufacturer	714
Sugar Creek Brandworthy Food Solutions	Food Processor	650
Primex Plastics Corporation	Plastic Sheeting Manufacturer	450
Richmond State Hospital	Hospital	435
Wayne County Government	Municipality	400
City of Richmond	Municipality	400
Earlham College	Higher Education	388
Menasha	Packaging	370
Indiana University East	Higher Education	350
DOT Foods, Inc	Food Redistribution	270
Silgan White Cap	Metal Bottle Cap Manufacturer	208
Wolverine Worldwide	Customer Service Center	208
SmithFoods Richmond Indiana	Dairy Processor	203

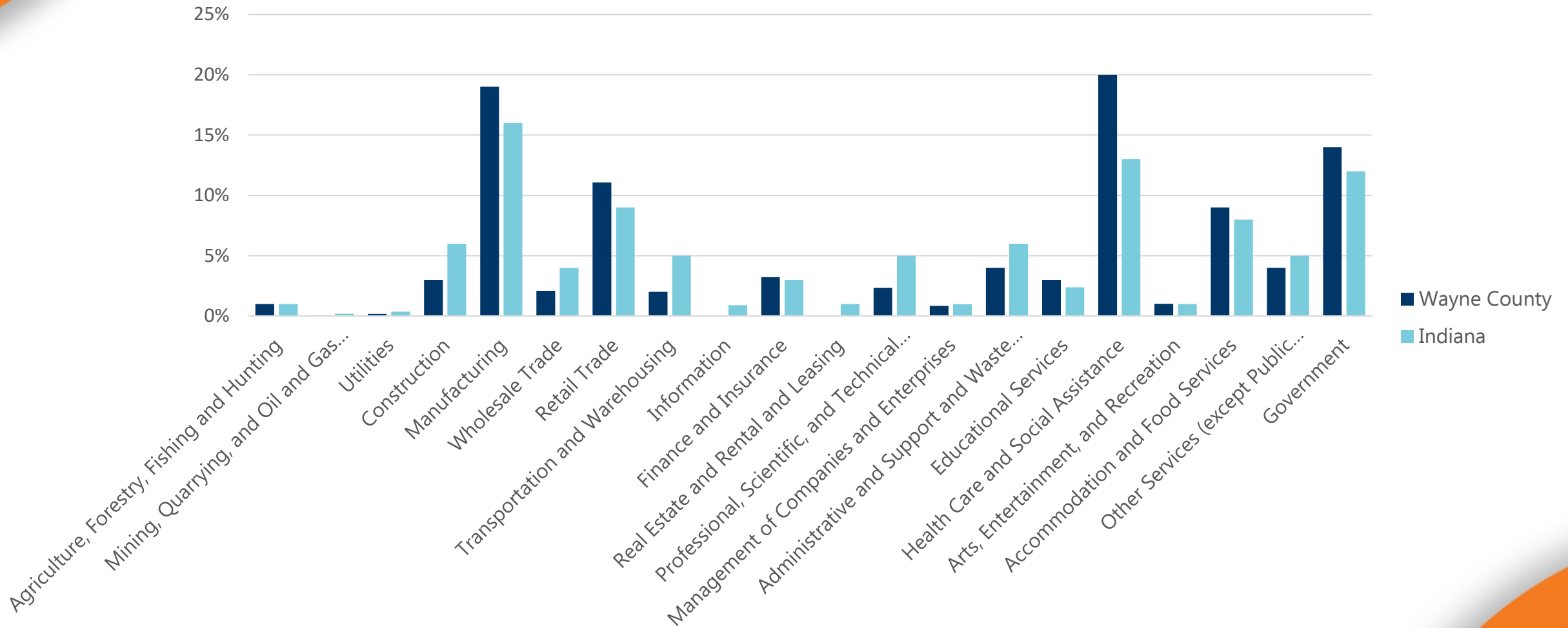
# Job Market – Occupations

## Distribution by Industry in Wayne County



# Job Market – Occupation Distribution

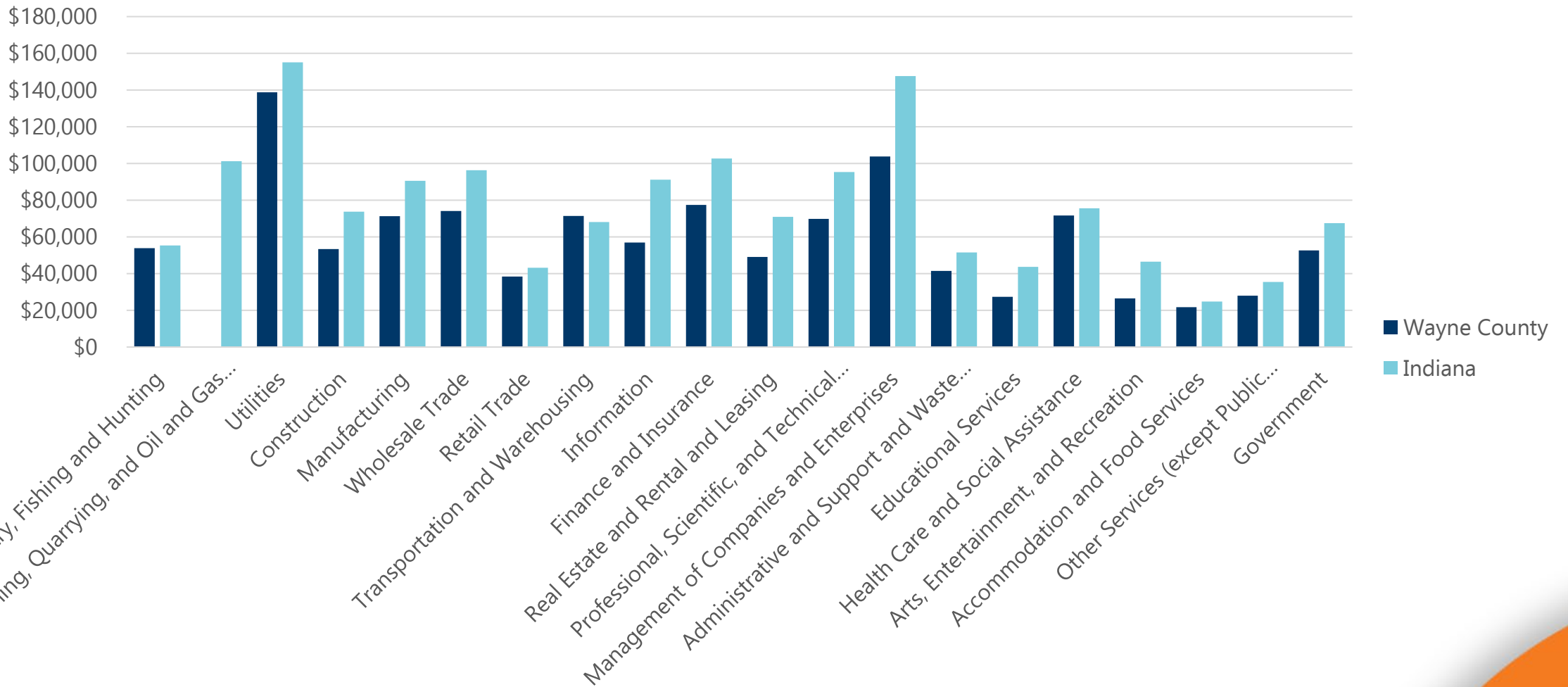
## by Industry in Wayne County and Indiana



Source: 2023 Indiana Department of Workforce Development

# Job Market – Average Earnings

## by Industry in Wayne County and Indiana



Source: 2023 Indiana Department of Workforce Development; job losses in mining does not yield an average earning for Wayne County



# Big Picture Indicator – Educational Attainment

## Goals

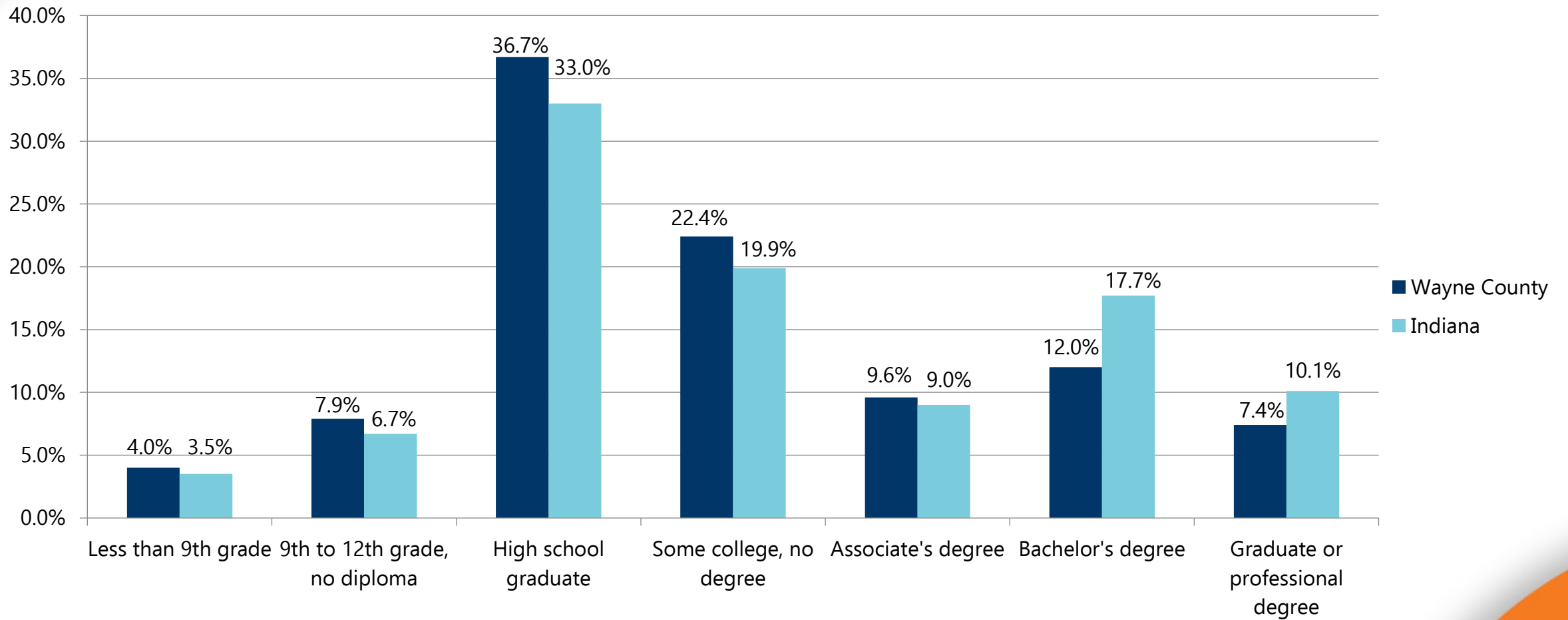
Increase to 35% of the population, ages 25-64, holding an associate degree or higher by 2025

## Strategy

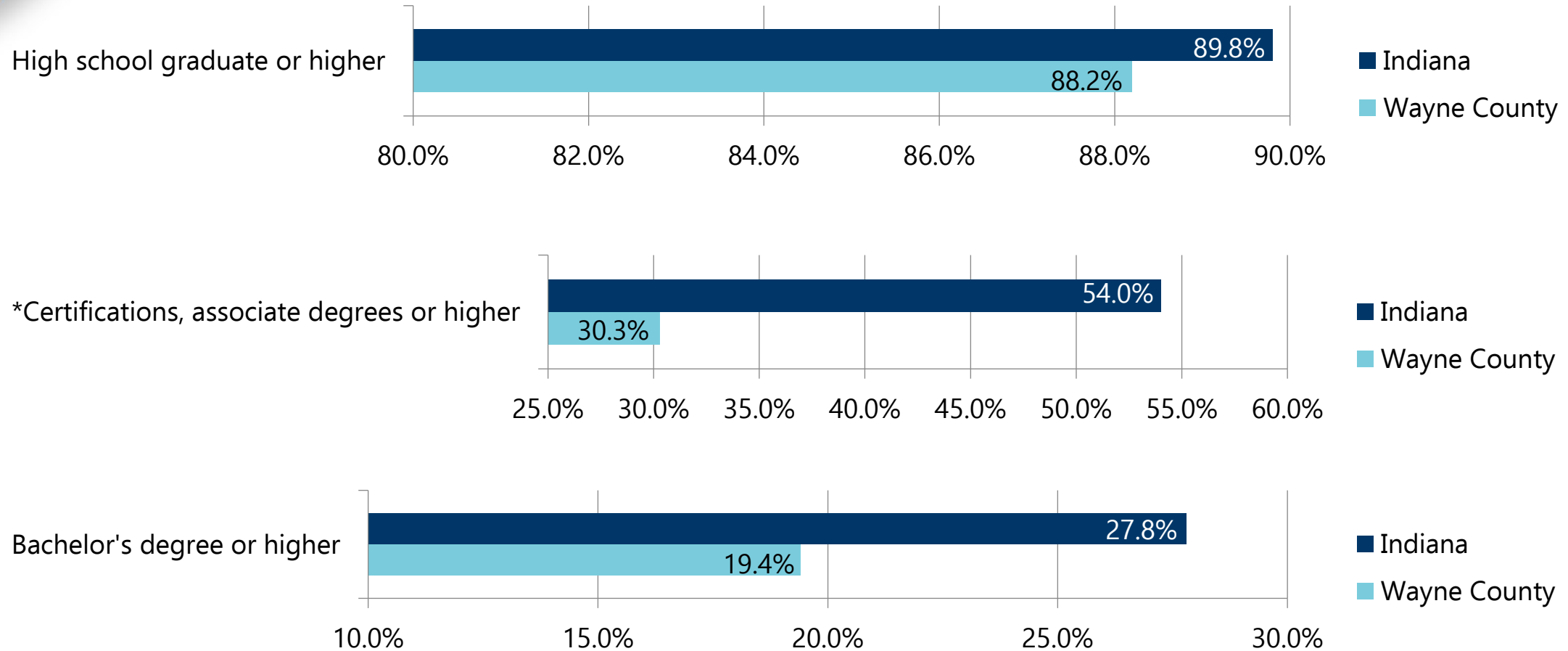
We will work to increase our county's credential attainment by:

1. Promoting education and partnering on short-term credentials, associate degrees, and more
2. Developing career pathways within education systems and employers.
3. Supporting talent pipelines, talent networks, as well as career and job fairs
4. Connecting students with employers for internships, work-based learning opportunities, and other experiential learning.
5. Increasing Pre-K programs and increasing educational success from Pre-K to career attainment.

# Education – Educational Attainment



# Education – Educational Attainment



Source: [2022 stats.Indiana.edu](https://stats.indiana.edu) (data not currently aligned with American Community Survey);

\*2022 Lumina Foundation: Aligns to FWC's Employability Coalition educational attainment goal and Governor's 60% goal

# Big Picture Indicator – Improved Housing

## Goals

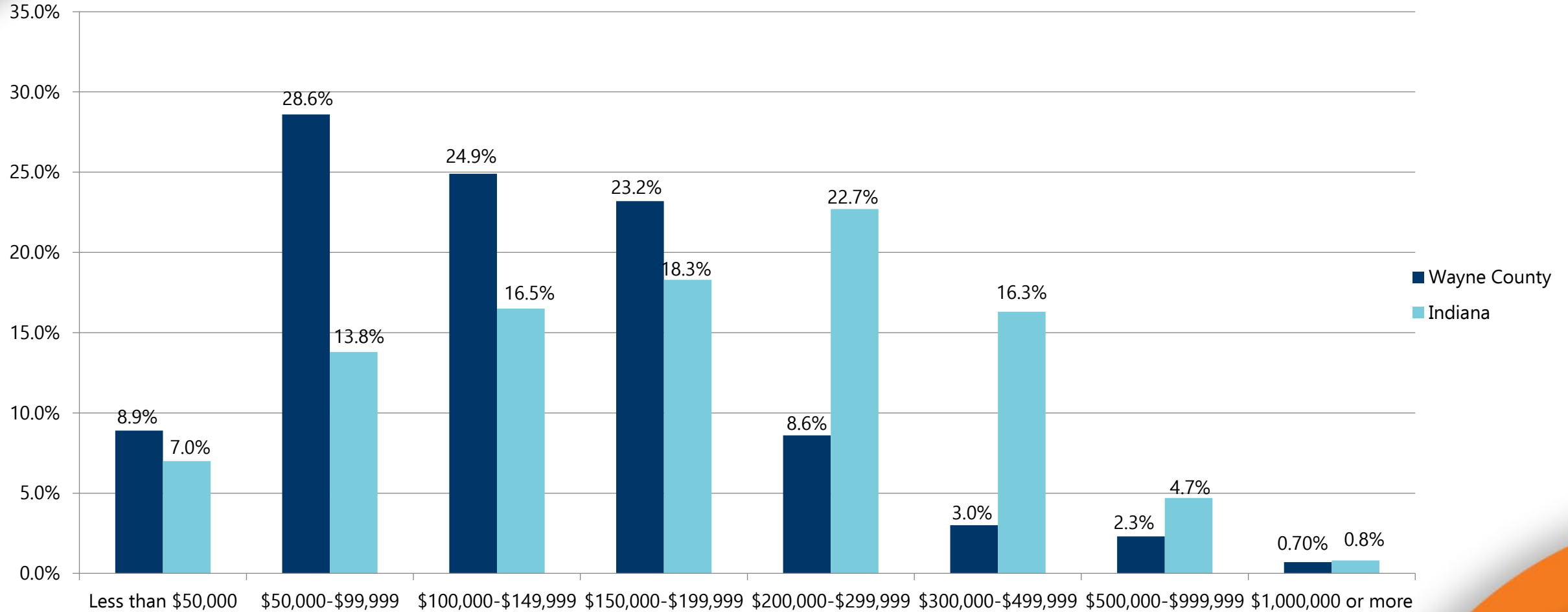
Increase Grossed Assessed Value annually at a rate at or above the state average

## Strategy

Our efforts to increasing assessed value include:

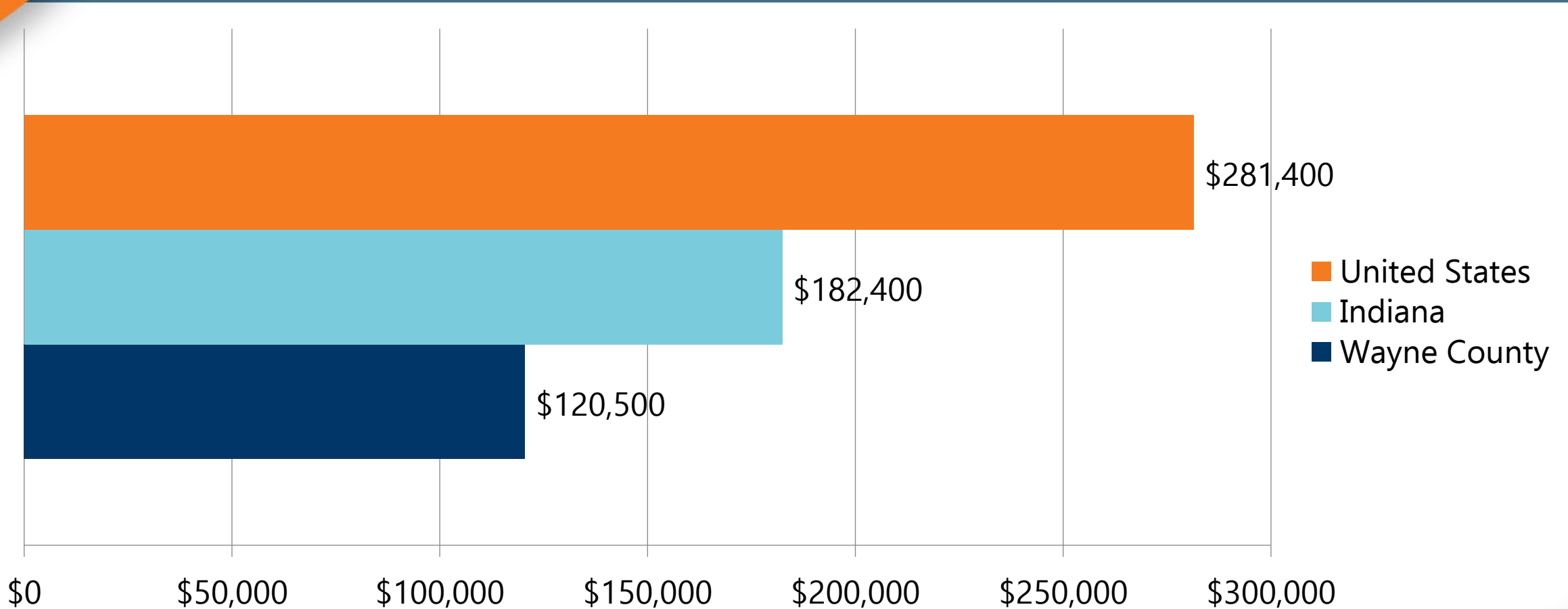
1. Encourage affordable housing options with more private home ownership
2. Strengthen infrastructure of the county's current and new housing projects with public and private investors
3. Support development of downtowns through Main Street partners
4. Advocate, mobilize, and support government partnerships that encourage new housing projects, incentives to investors, and other applicable infrastructure inducements

# Housing – Value



Source: 2021 American Community Survey

# Housing – Median Home Value



Source: 2021 American Community Survey



# Housing – Mortgage Status

## Why does homeownership matter?

### Stability of Community

Homeowner property taxes provide funds for local governments and economies.

### Income Stability

Homeownership increases household wealth through equity and appreciation over time.

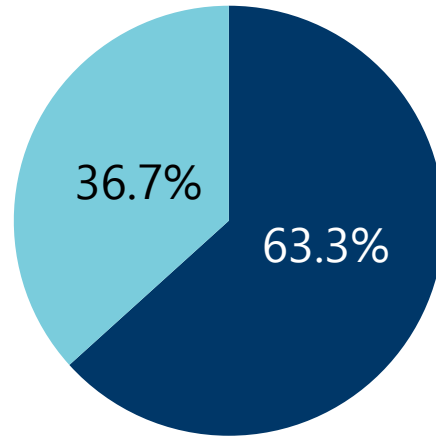
### Housing Stability

Homeownership provides a sense of security through a consistent place to live and provides a theme of place in neighborhoods.

### Correlations to Increased:

Educational Attainment  
Household Income  
Community Engagement  
Volunteerism

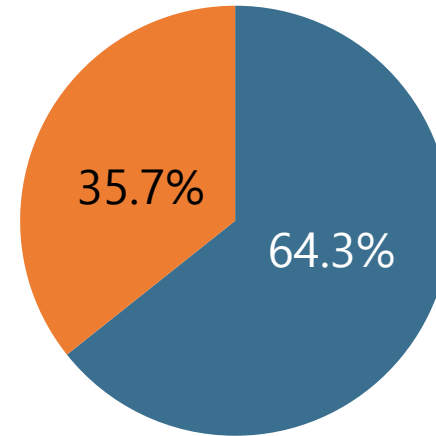
## Wayne County



■ Housing units with a mortgage

\*Median gross rent in Wayne County is \$733/month

## Indiana



■ Housing units with a mortgage

62.3% of Indiana residents paying rent paid less than \$1,000 per month.  
Median gross rent in Indiana is \$905/month

# Questions or Comments?

Please contact

**Daniel Arthur**

Communications Coordinator

765-962-1638

