



Summary of Survey Results

Forward Wayne County

Data and Key Findings

Date: 03/13/2020

Location: Wayne County Foundation

Survey Implementation Overview

The FWC Community Survey collected resident information, experiences, and observations in the following categories:



Collectively, these categories influence current and prospective residents' perceptions of livability in Wayne County, thus impacting migration trends, community involvement, and the local economy.



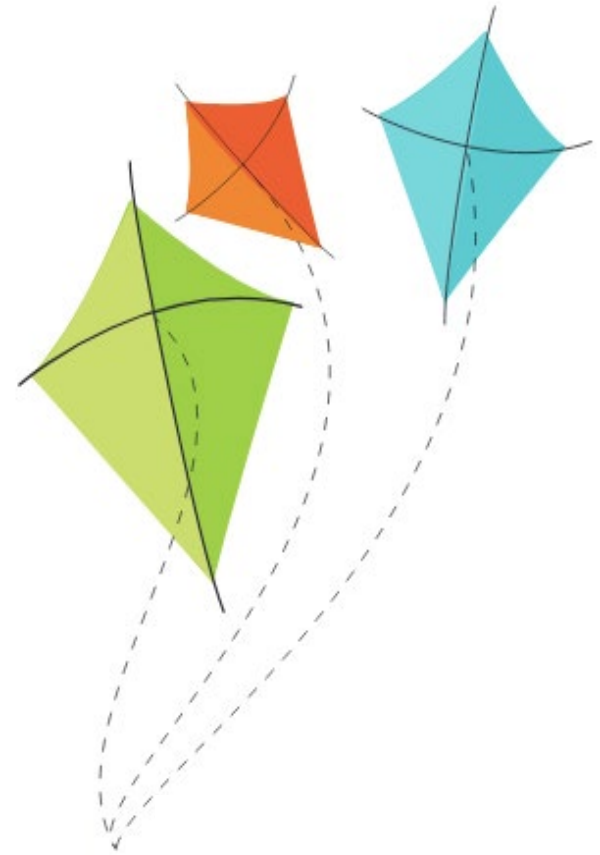
Survey Response Details

- Number of responses: 426
- Number of parent responses: 58
- Number of complete responses: 333

Key Findings

Key Findings: Early Childhood Learning

- ▶ 58 parents of children under 5 responded
- ▶ 47% use unpaid in-home childcare (parent, relative), and 79% find childcare through personal networks
 - 21% use paid daycare
 - 21% use public pre-k
- ▶ Top three factors in selecting a provider:
 - Reputation (78% agree)
 - Price (52%)
 - Location (50%)
- ▶ 29% have not been able to find safe, affordable, quality childcare
- ▶ 91% plan to send their child(ren) to preschool and/or pre-k before kindergarten



Key Findings: Neighborhood Environment

- ▶ Overall, 82% of residents live where they want to live, but only 73% of residents aged 25-44 agree
- ▶ When asked what residents disliked about their communities, themes include:
 - Unmaintained properties
 - Lack of public parks
 - Increasing safety concerns
- ▶ Primary reasons people want to move are housing-related:
 - Suitability (too big, too small, in town)
 - Affordability (too expensive)
 - Quality of available homes/apartments



31% of residents list “more young families” as a top three priority for the future of Wayne County

Key Findings: Quality of Place

▶ Residents' top three quality of place concerns include a lack of:


- Downtown culture/charm (40% agree)
- Safety (39%)
- Employment options (37%)

▶ What does a “vibrant” downtown mean to Wayne County residents?


- Retail/restaurants (58% agree)
- Regular community events (56%)
- Family-friendly entertainment (51%)

▶ Top three priorities for Wayne County in 20 years:

- Stronger local economy (59% agree)
- Thriving small businesses (56%)
- Restored historical charm (41%)



Nationwide, these are among the top factors that incentivize young families to stay in, and move to, a particular place



Does your town have a “vibrant” center?

Yes! 15%
Not yet! 40%



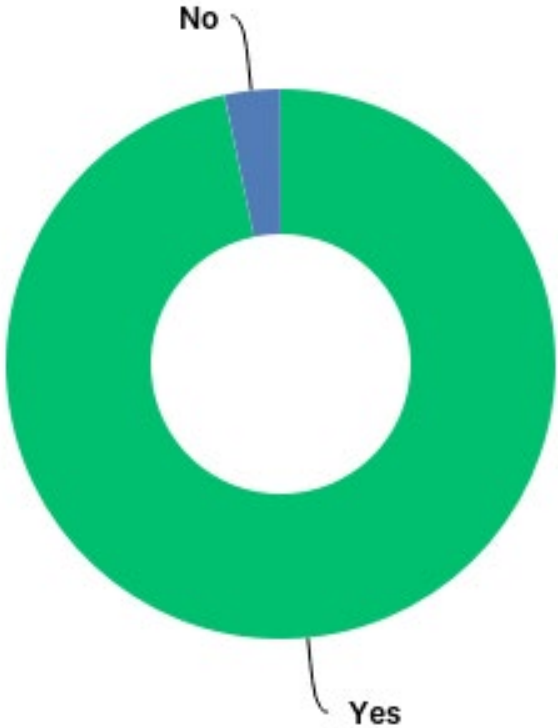
“Modernized town centers” is a top-three priority for 19% of residents

Complete Survey Data

Q1: Do you live in Wayne County, Indiana?

Answered: 426 | Skipped: 0

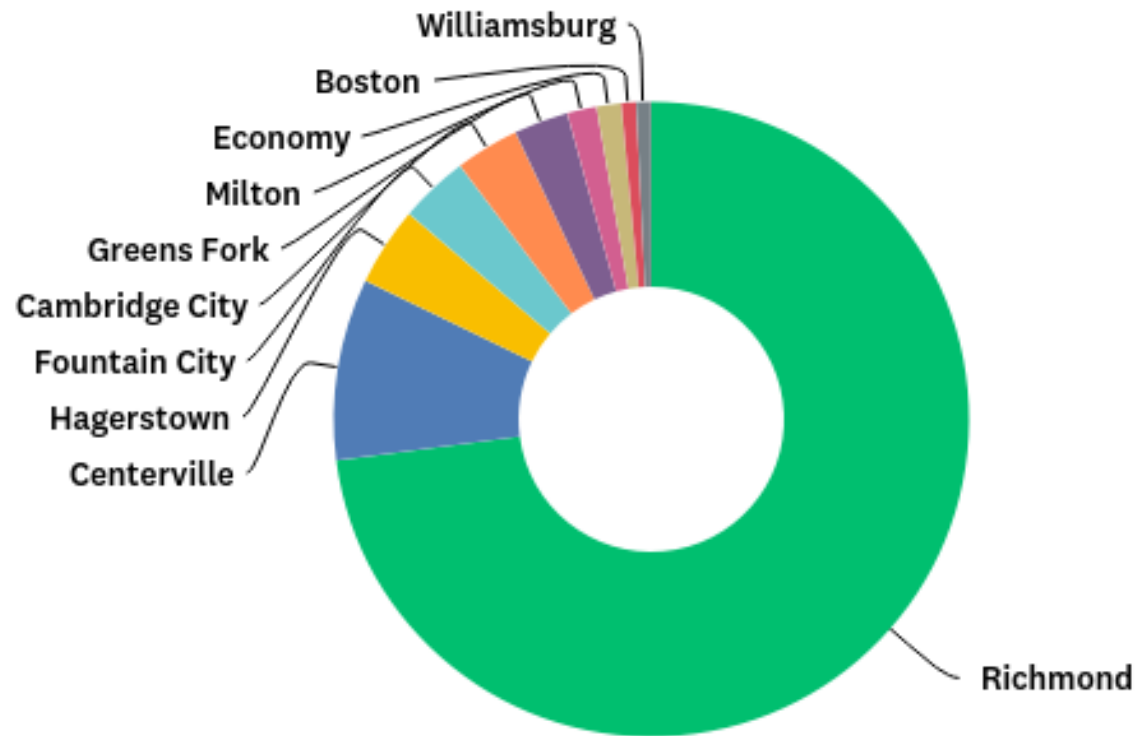
ANSWER CHOICES	RESPONSES	
Yes	96.71%	412
No	3.29%	14
TOTAL		426



Q2: What town do you currently live in (or nearest to)?

Answered: 406 | Skipped: 20*

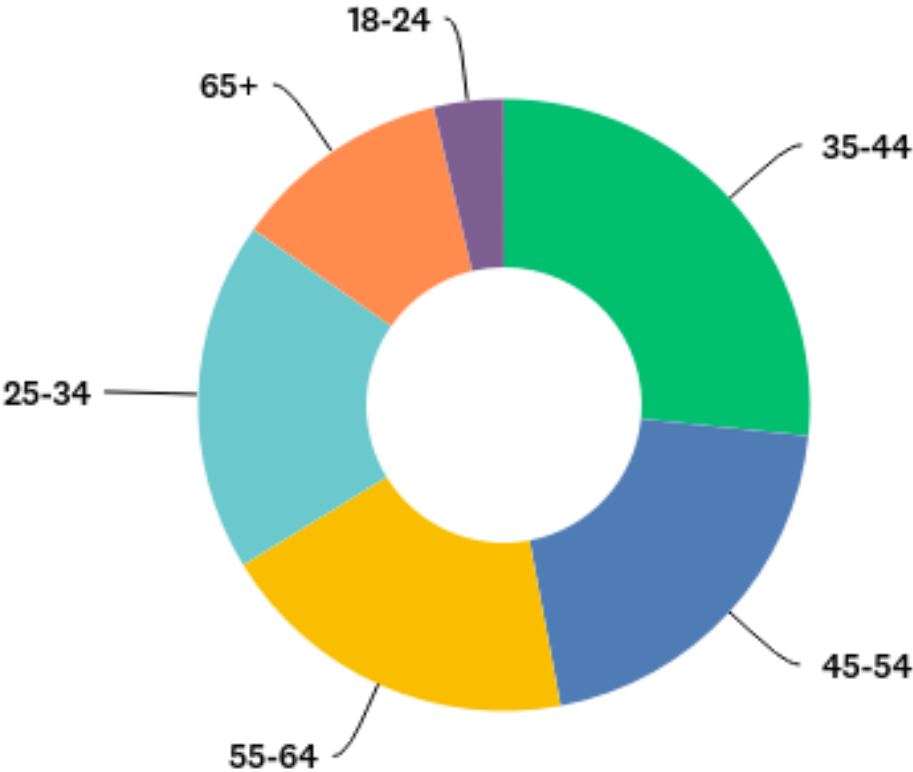
ANSWER CHOICES	RESPONSES	
Richmond	71.67%	291
Centerville	9.11%	37
Hagerstown	3.94%	16
Fountain City	3.45%	14
Cambridge City	3.20%	13
Greens Fork	2.71%	11
Milton	1.48%	6
Economy	1.23%	5
Boston	0.74%	3
Williamsburg	0.74%	3
Dublin	0.49%	2
East Germantown	0.49%	2
Whitewater	0.49%	2
Webster	0.25%	1
Mt. Auburn	0.00%	0
TOTAL		406



Q3: What is your age?

Answered: 406 | Skipped: 0

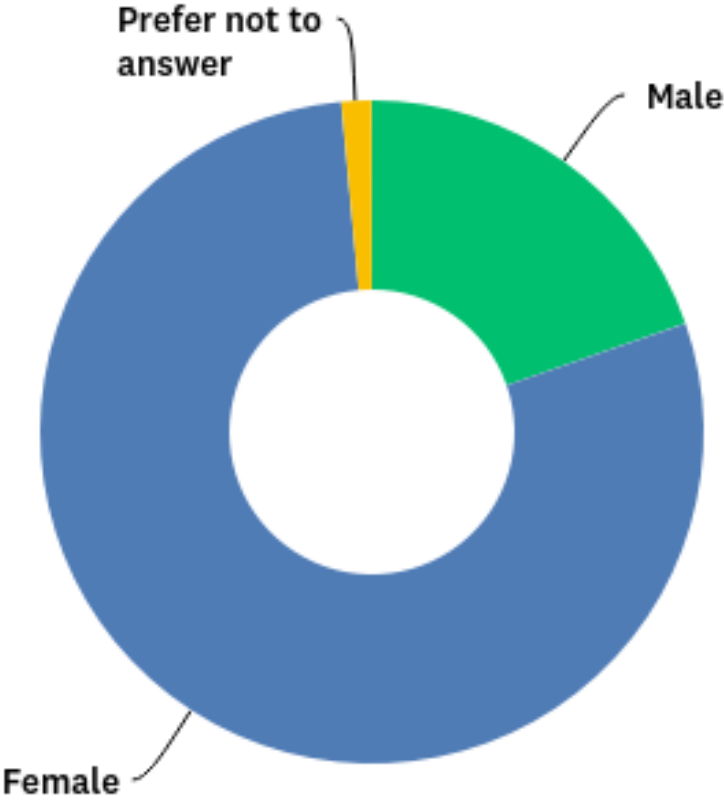
ANSWER CHOICES	RESPONSES	
35-44	26.60%	108
45-54	20.44%	83
55-64	19.21%	78
25-34	18.47%	75
65+	11.58%	47
18-24	3.69%	15
TOTAL		406



Q4: What is your gender?

Answered: 406 | Skipped: 0

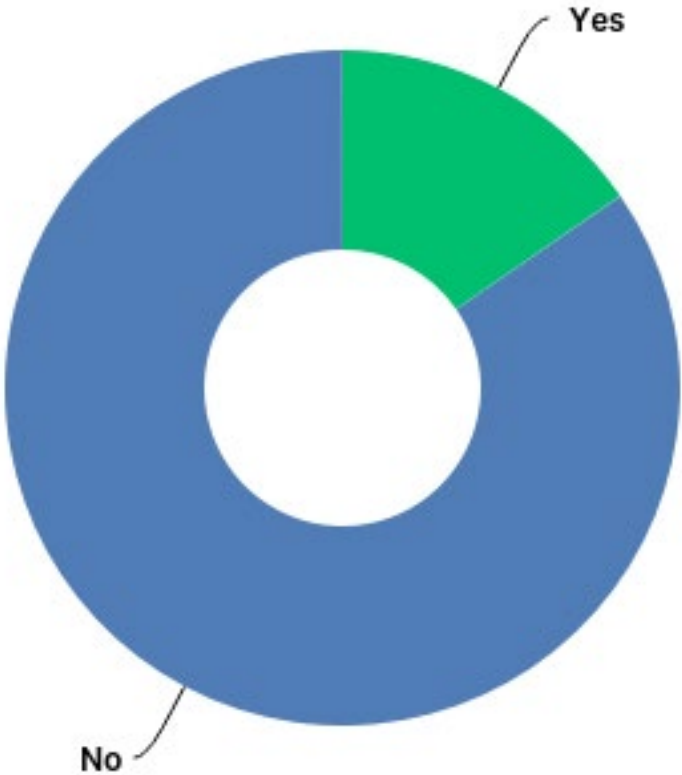
ANSWER CHOICES	RESPONSES	
Male	19.70%	80
Female	78.82%	320
Prefer not to answer	1.48%	6
TOTAL		406



Q5: Do you have any children under the age of 5?

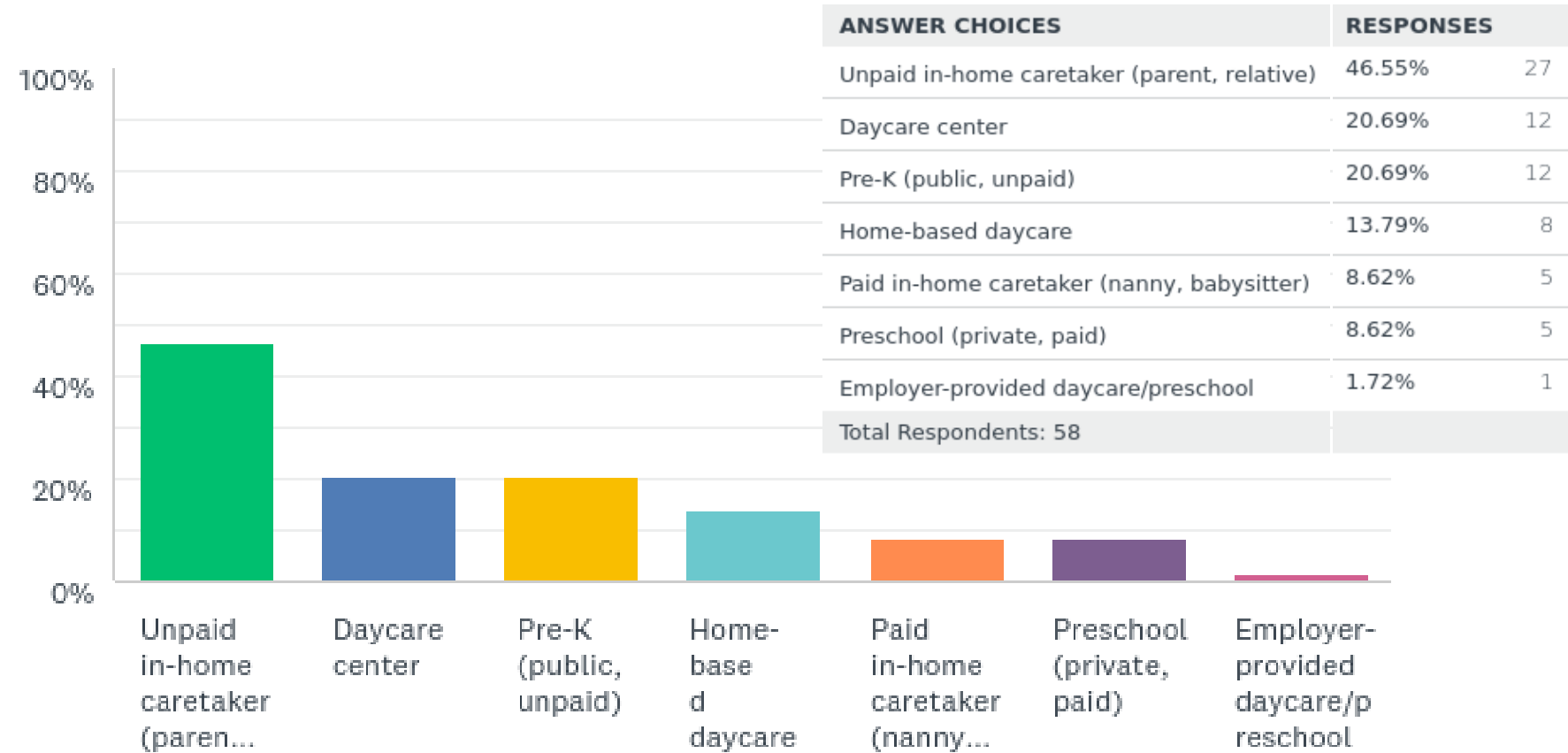
Answered: 403 | Skipped: 3*

ANSWER CHOICES	RESPONSES	
Yes	15.38%	62
No	84.62%	341
TOTAL		403



Q6: Who cares for your child(ren) while you are at work? Select the resources you use the most (up to three):

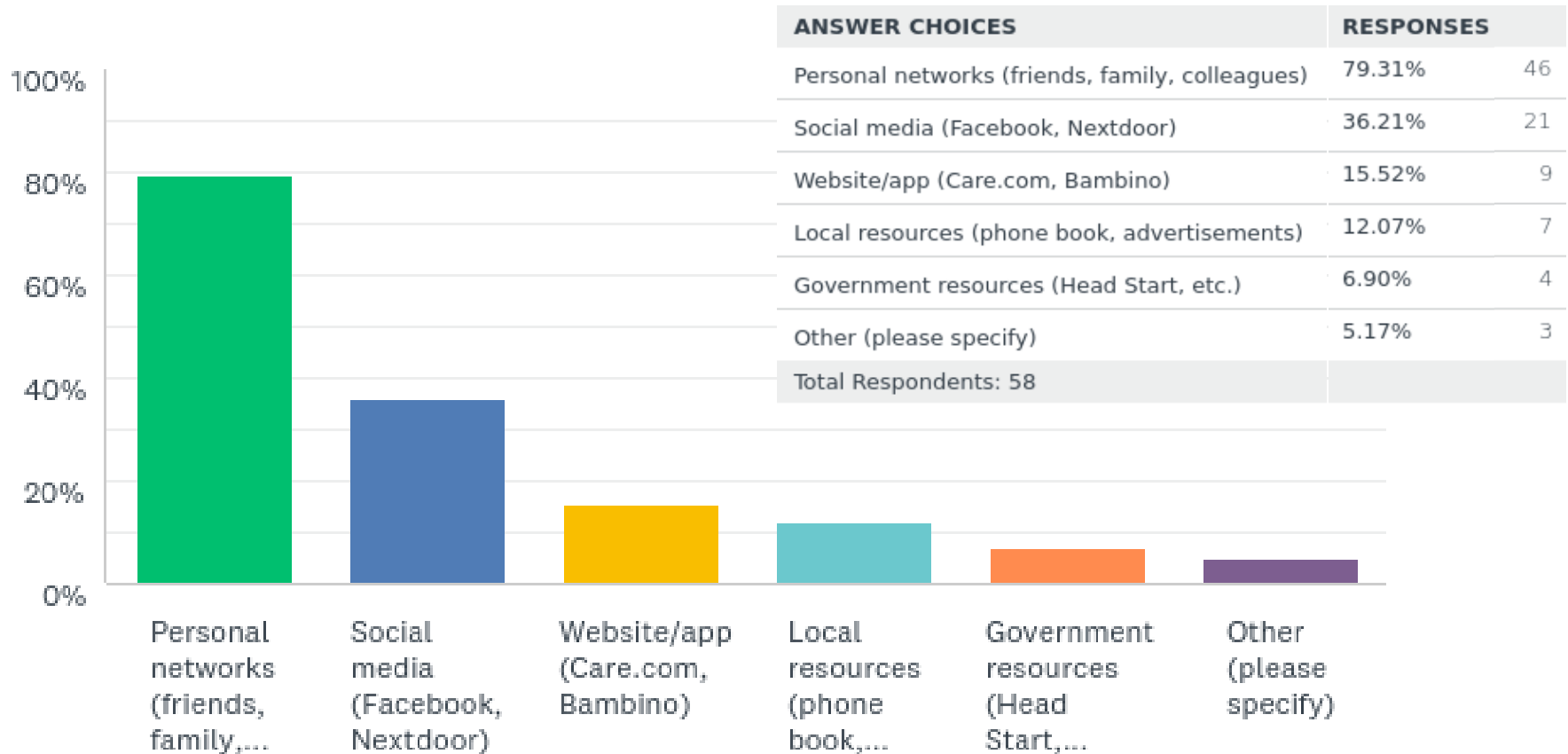
Answered: 58 | Skipped: 345*



**respondents with no children under 5 were not asked this question*

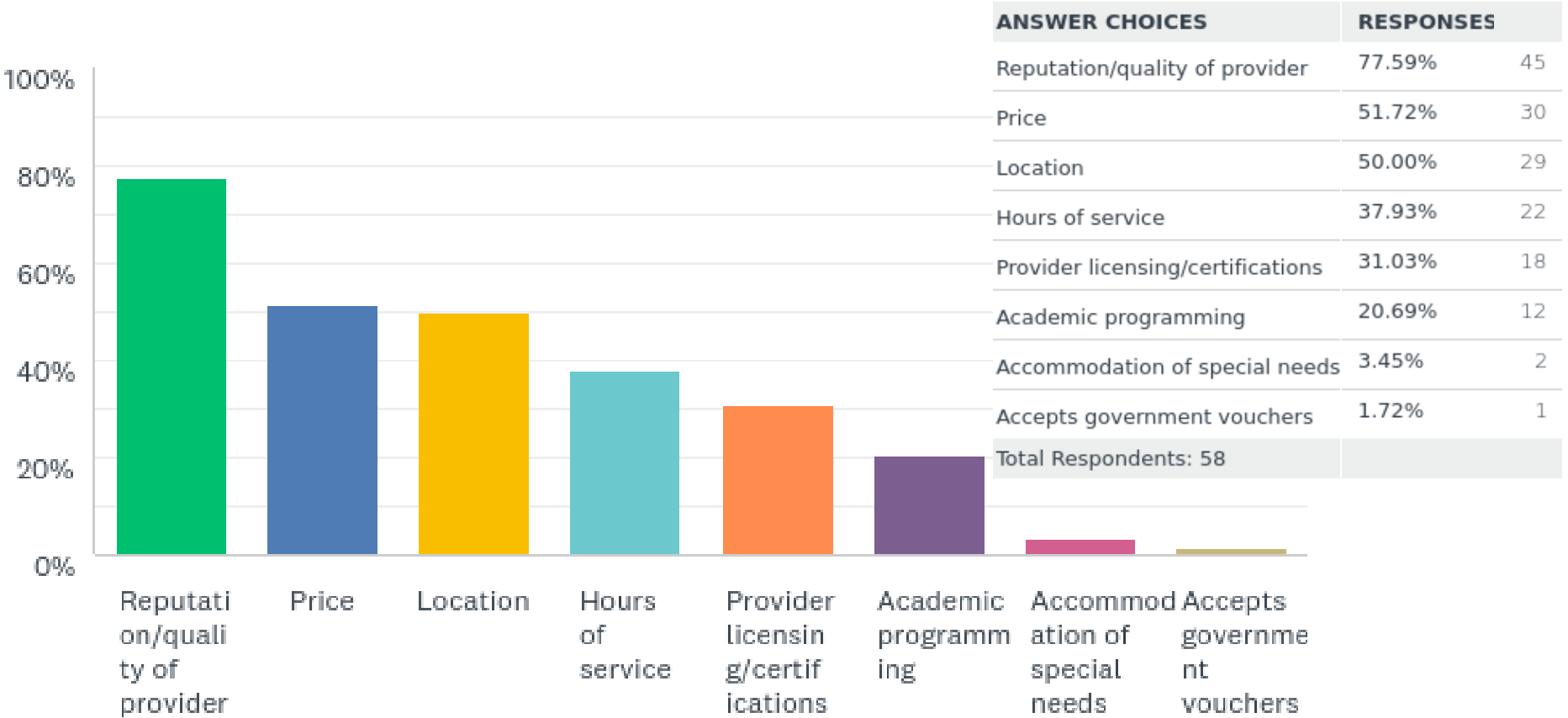
Q7: How do you search for childcare? Select the resources you use the most (up to three):

Answered: 58 | Skipped: 345*



Q8: What are the top three factors you consider when seeking childcare providers?

Answered: 58 | Skipped: 345*

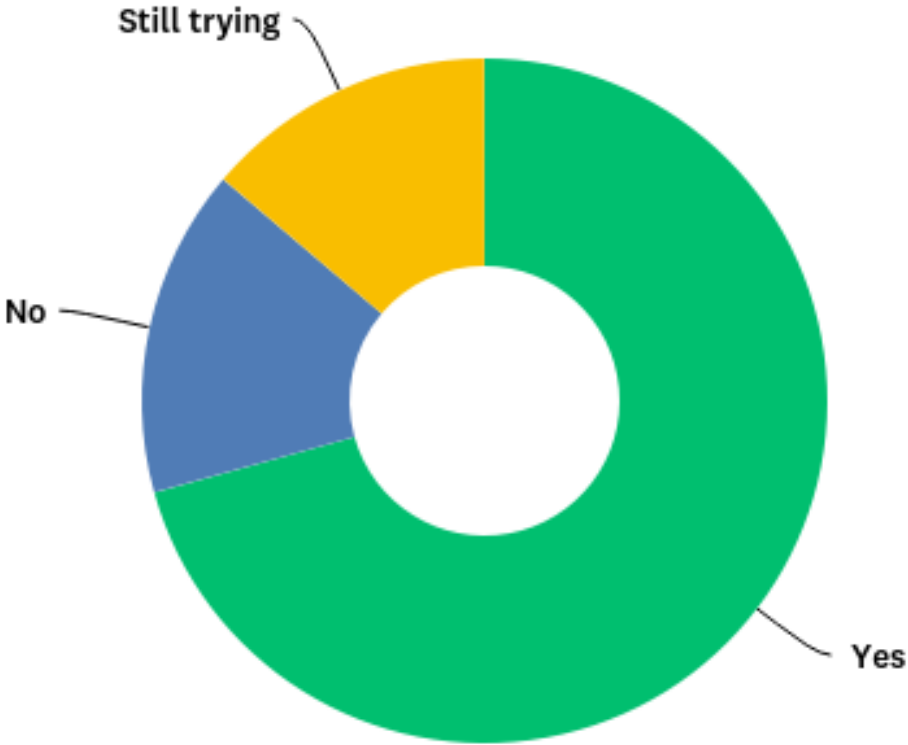


**respondents with no children under 5 were not asked this question*

Q9: Have you been able to secure regular, affordable, and quality childcare when you need it?

Answered: 58 | Skipped: 345*

ANSWER CHOICES	RESPONSES	
Yes	70.69%	41
No	15.52%	9
Still trying	13.79%	8
TOTAL		58

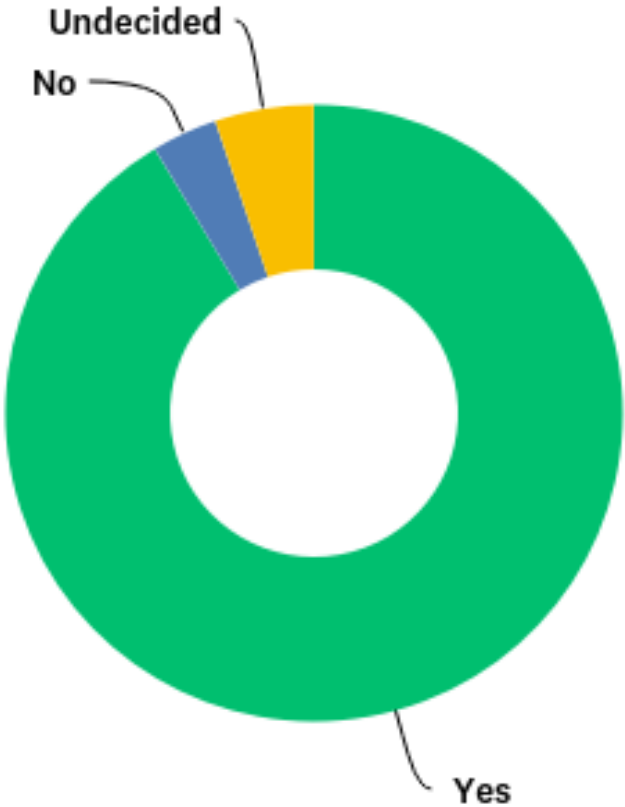


**respondents with no children under 5 were not asked this question*

Q10: Will or did your child(ren) attend preschool or pre-k before starting kindergarten?

Answered: 58 | Skipped: 345*


ANSWER CHOICES	RESPONSES	
Yes	91.38%	53
No	3.45%	2
Undecided	5.17%	3
TOTAL		58



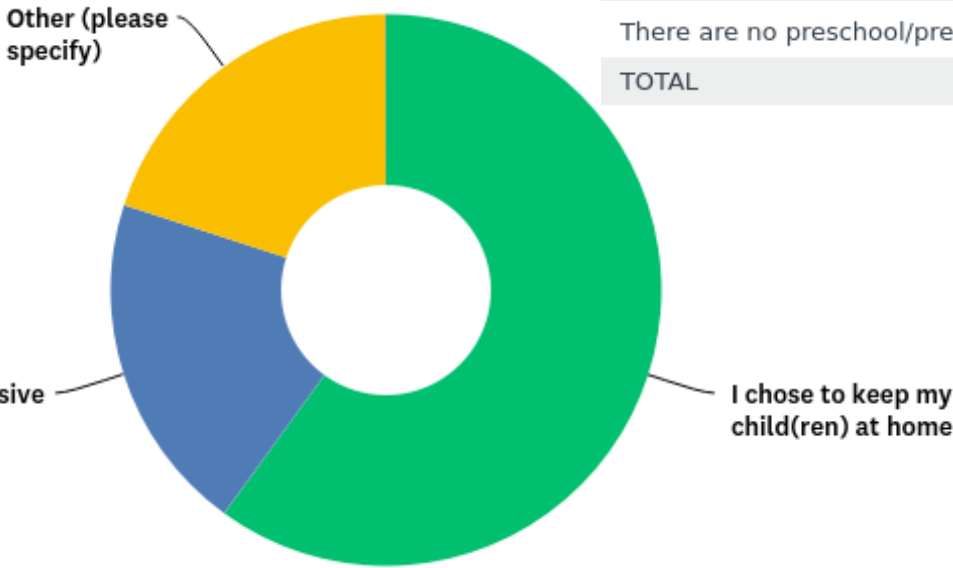
**respondents with no children under 5 were not asked this question*

Q11: If your child(ren) will/did not attend preschool or pre-k before kindergarten, why? Primary reason:

Answered: 58 | Skipped: 345*



ANSWER CHOICES	RESPONSES	
I chose to keep my child(ren) at home	60.00%	3
It is too expensive	20.00%	1
Other (please specify)	20.00%	1
I could not find a preschool/pre-k that I liked	0.00%	0
My child could not get a spot at my preferred preschool/pre-k	0.00%	0
There are no preschool/pre-k options in my area	0.00%	0
TOTAL		5

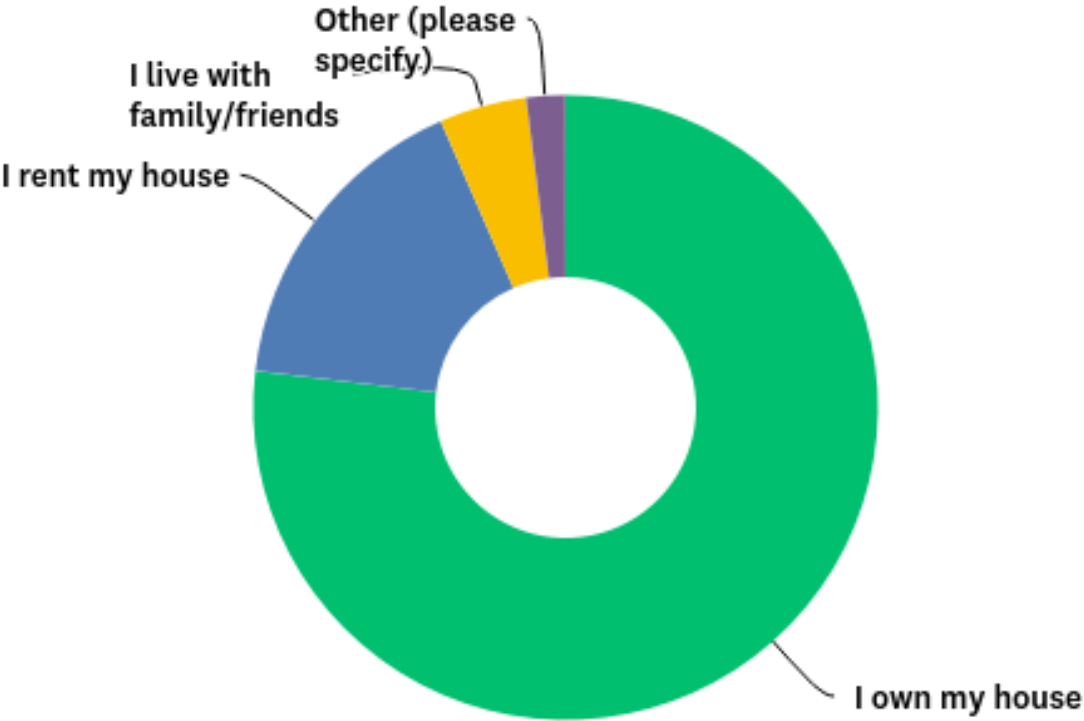


**respondents with no children under 5 were not asked this question*

Q12: How would you describe your current living situation? Select one:

Answered: 398 | Skipped: 5*

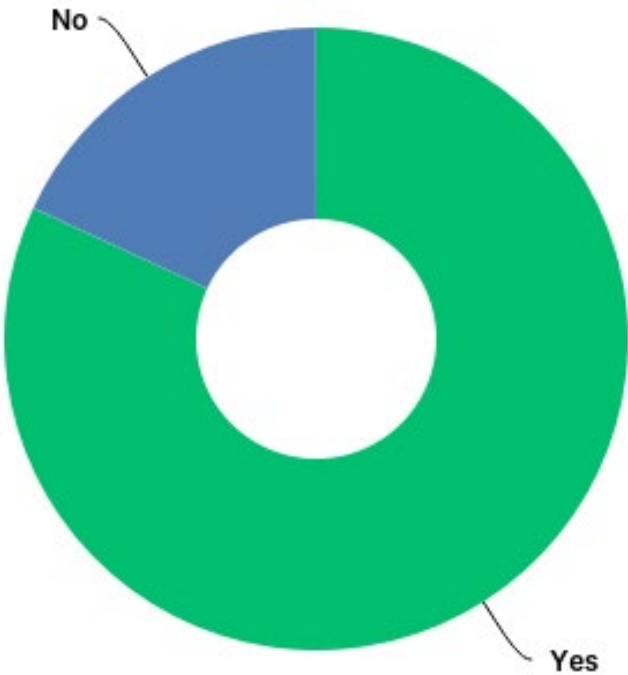
ANSWER CHOICES	RESPONSES	
I own my house	76.88%	306
I rent my house	16.58%	66
I live with family/friends	4.52%	18
I live in transitional housing	0.00%	0
I live in an assisted living facility	0.00%	0
Other (please specify)	2.01%	8
TOTAL		398



Q13: Are you ABLE to live where you currently WANT to live in Wayne County?

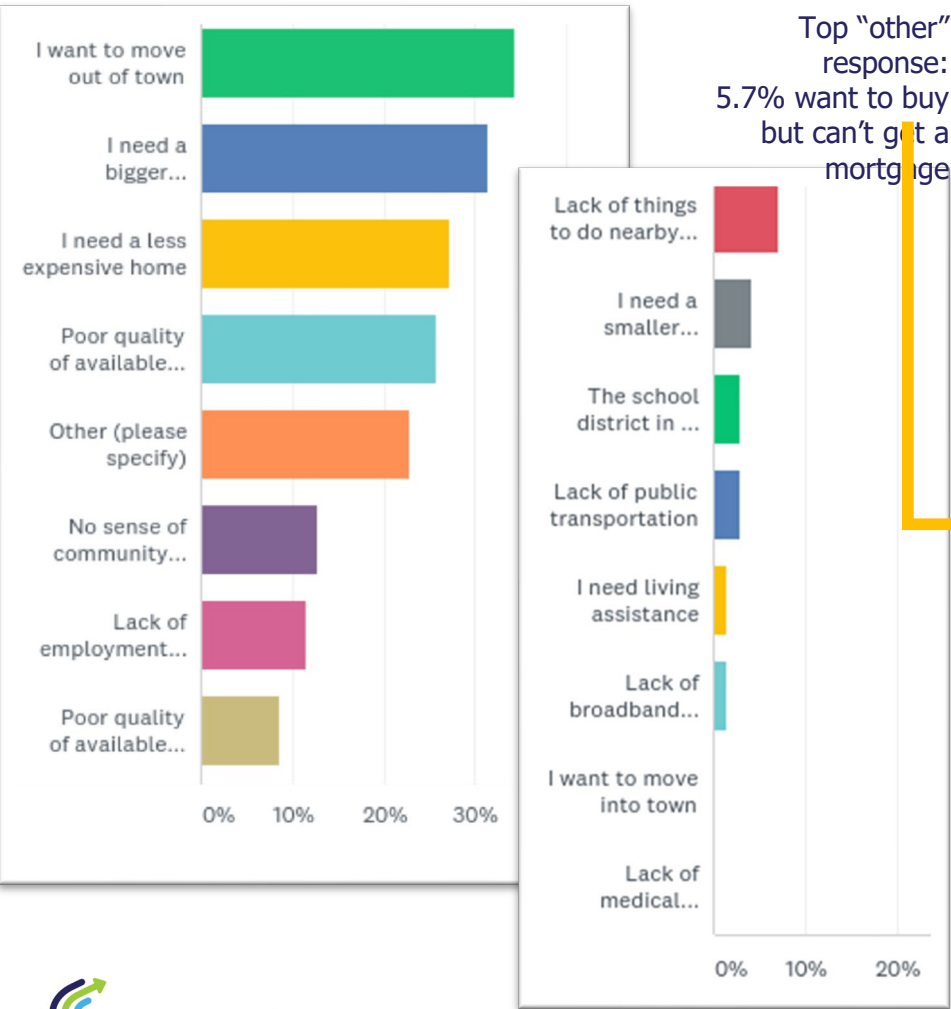
Answered: 398 | Skipped: 0

ANSWER CHOICES	RESPONSES	
Yes	81.91%	326
No	18.09%	72
TOTAL		398



Q14: What prevents you from living where you currently WANT to live in Wayne County? Select up to three primary concerns:

Answered: 70 | Skipped: 328*

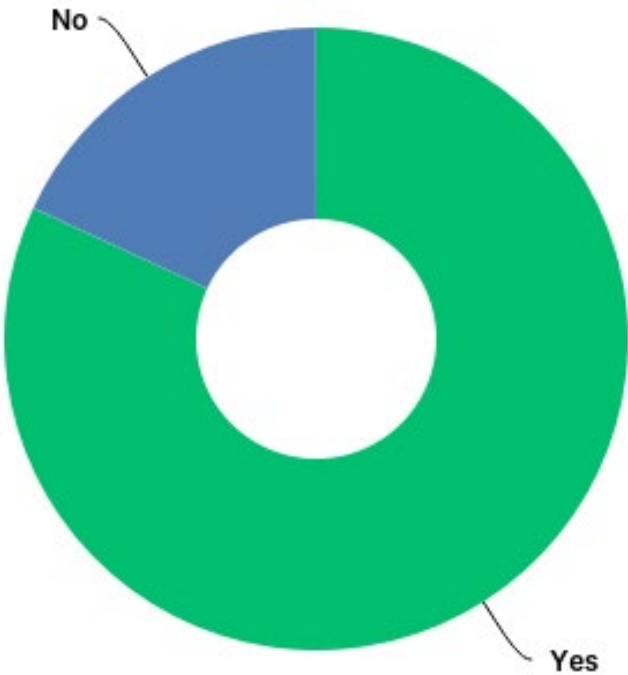


ANSWER CHOICES	RESPONSES
I want to move out of town	34.29%
I need a bigger house/property	31.43%
I need a less expensive home	27.14%
Poor quality of available homes	25.71%
Other (please specify)	22.86%
No sense of community (social groups, events)	12.86%
Lack of employment options	11.43%
Poor quality of available apartments	8.57%
Lack of things to do nearby (dining, entertainment)	7.14%
I need a smaller house/property	4.29%
The school district in my neighborhood of choice	2.86%
Lack of public transportation	2.86%
I need living assistance	1.43%
Lack of broadband Internet service	1.43%
I want to move into town	0.00%
Lack of medical services nearby	0.00%
Total Respondents: 70	

Q15: Do you expect to stay in Wayne County for the next five years?

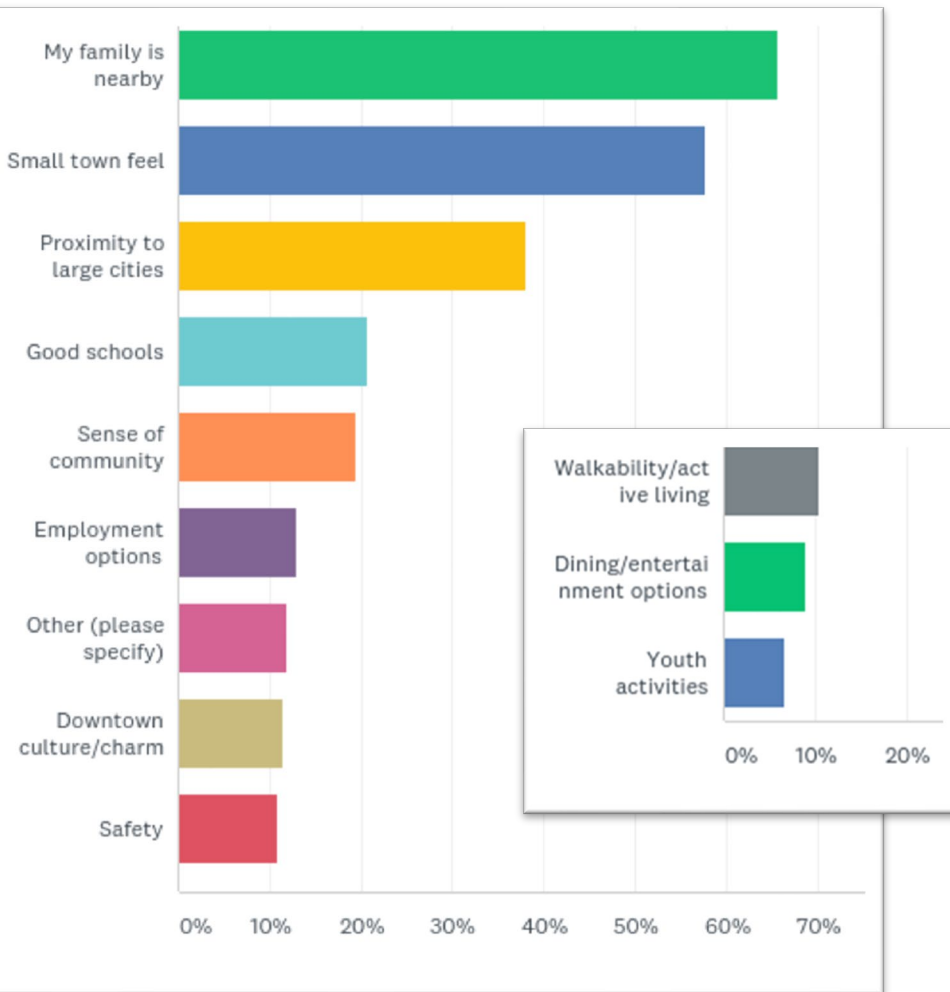
Answered: 333 | Skipped: 65*

ANSWER CHOICES	RESPONSES	
Yes	85.89%	286
No	14.11%	47
TOTAL		333



Q16: What are the top three things you like about living in Wayne County?

Answered: 333 | Skipped: 0



ANSWER CHOICES	RESPONSES	
My family is nearby	65.77%	219
Small town feel	57.66%	192
Proximity to large cities	38.14%	127
Good schools	20.72%	69
Sense of community	19.52%	65
Employment options	12.91%	43
Other (please specify)	12.01%	40
Downtown culture/charm	11.41%	38
Safety	10.81%	36
Walkability/active living	10.51%	35
Dining/entertainment options	9.01%	30
Youth activities	6.61%	22
Total Respondents: 333		

Top "other" responses:
Cost of living, arts and culture, parks

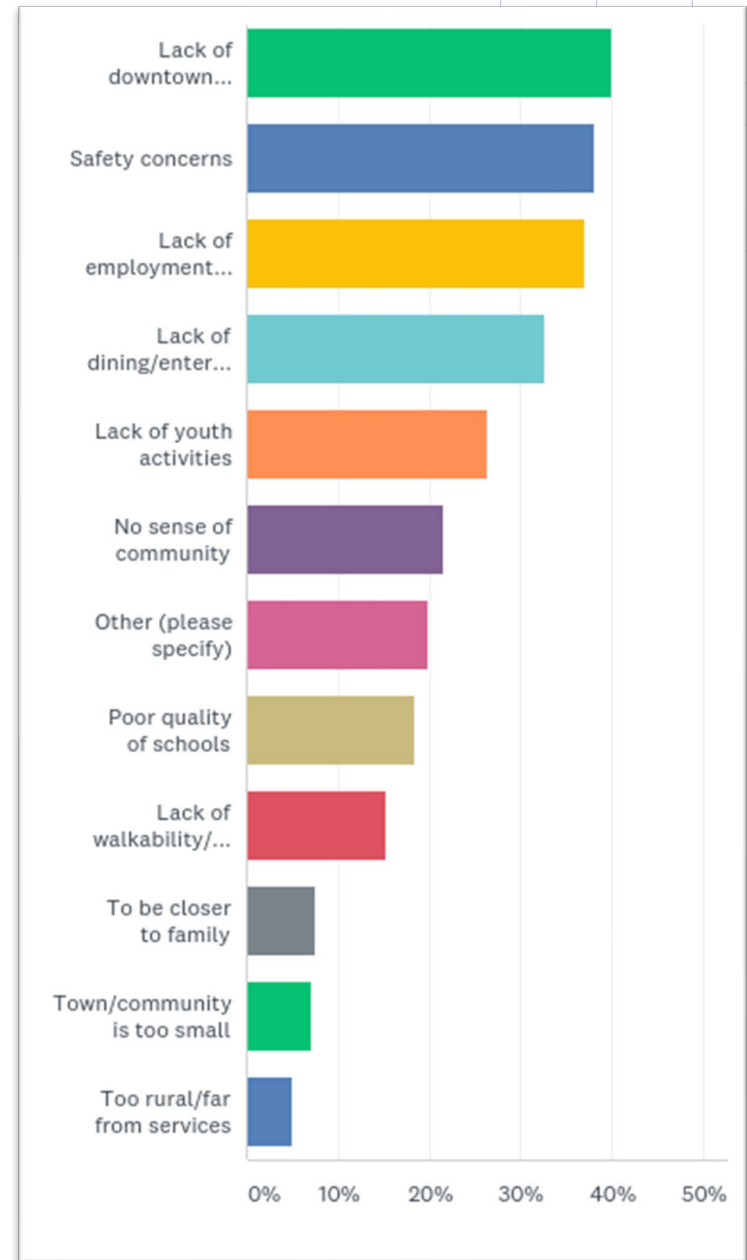
Q17: What are the top three things you dislike about Wayne County?

Answered: 333 | Skipped: 0

ANSWER CHOICES	RESPONSES	
Lack of downtown culture/charm	39.94%	133
Safety concerns	38.14%	127
Lack of employment options	36.94%	123
Lack of dining/entertainment options	32.73%	109
Lack of youth activities	26.43%	88
No sense of community	21.62%	72
Other (please specify)	19.82%	66
Poor quality of schools	18.32%	61
Lack of walkability/active living	15.32%	51
To be closer to family	7.51%	25
Town/community is too small	7.21%	24
Too rural/far from services	5.11%	17
Total Respondents: 333		

Top "other" responses:

Drugs and crime, negativity, poor property maintenance

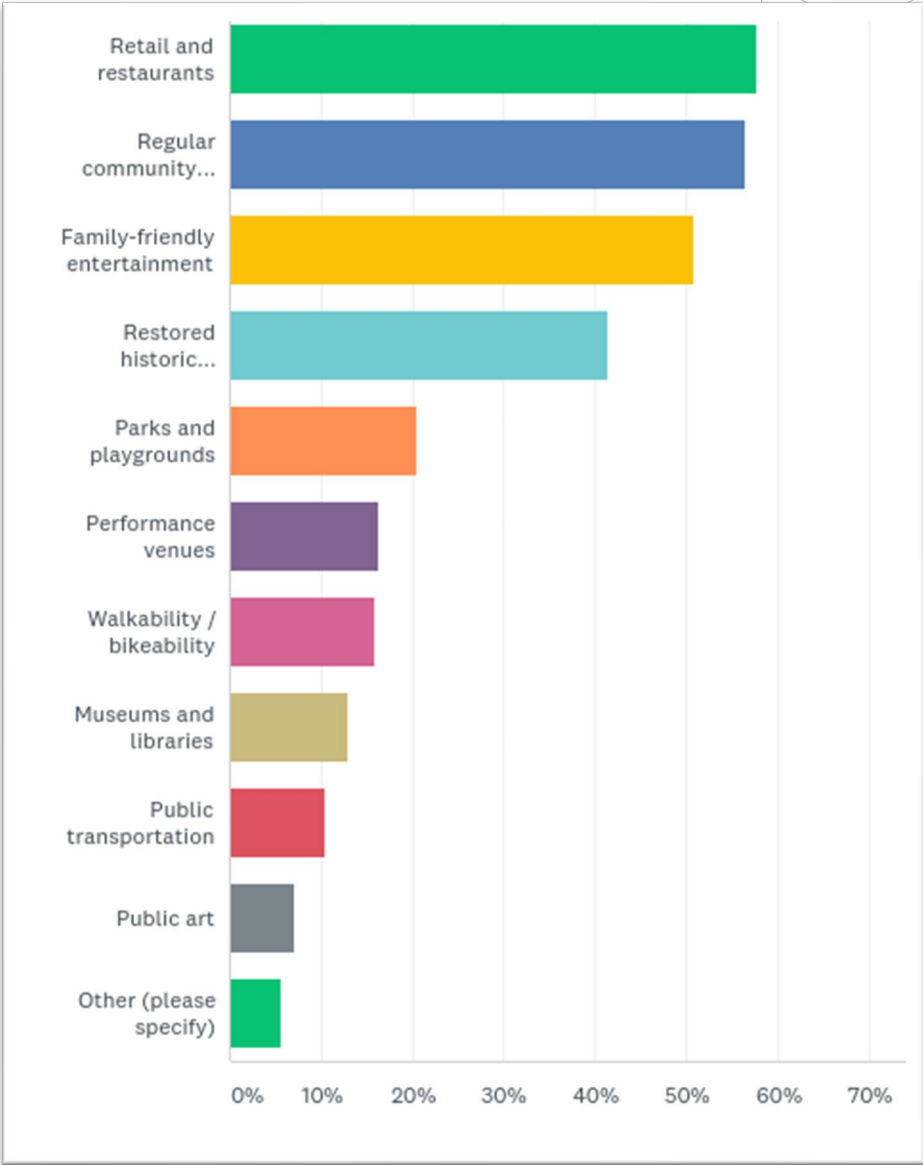


Q18: What are the three most important elements of a “vibrant” downtown area?

Answered: 333 | Skipped: 0

ANSWER CHOICES	RESPONSES	
Retail and restaurants	57.66%	192
Regular community events	56.46%	188
Family-friendly entertainment	50.75%	169
Restored historic buildings	41.44%	138
Parks and playgrounds	20.42%	68
Performance venues	16.22%	54
Walkability / bikeability	15.92%	53
Museums and libraries	12.91%	43
Public transportation	10.51%	35
Public art	7.21%	24
Other (please specify)	5.71%	19
Total Respondents: 333		

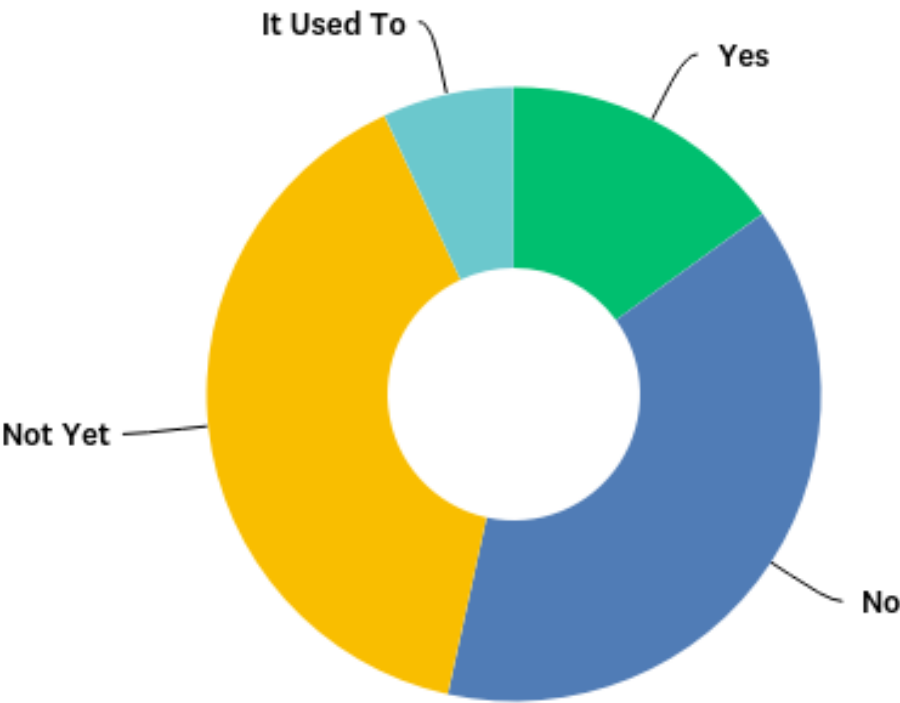
Top “other” responses:
Available parking, quality housing, safety



Q19: Do you feel that your town has a “vibrant” center?

Answered: 333 | Skipped: 0

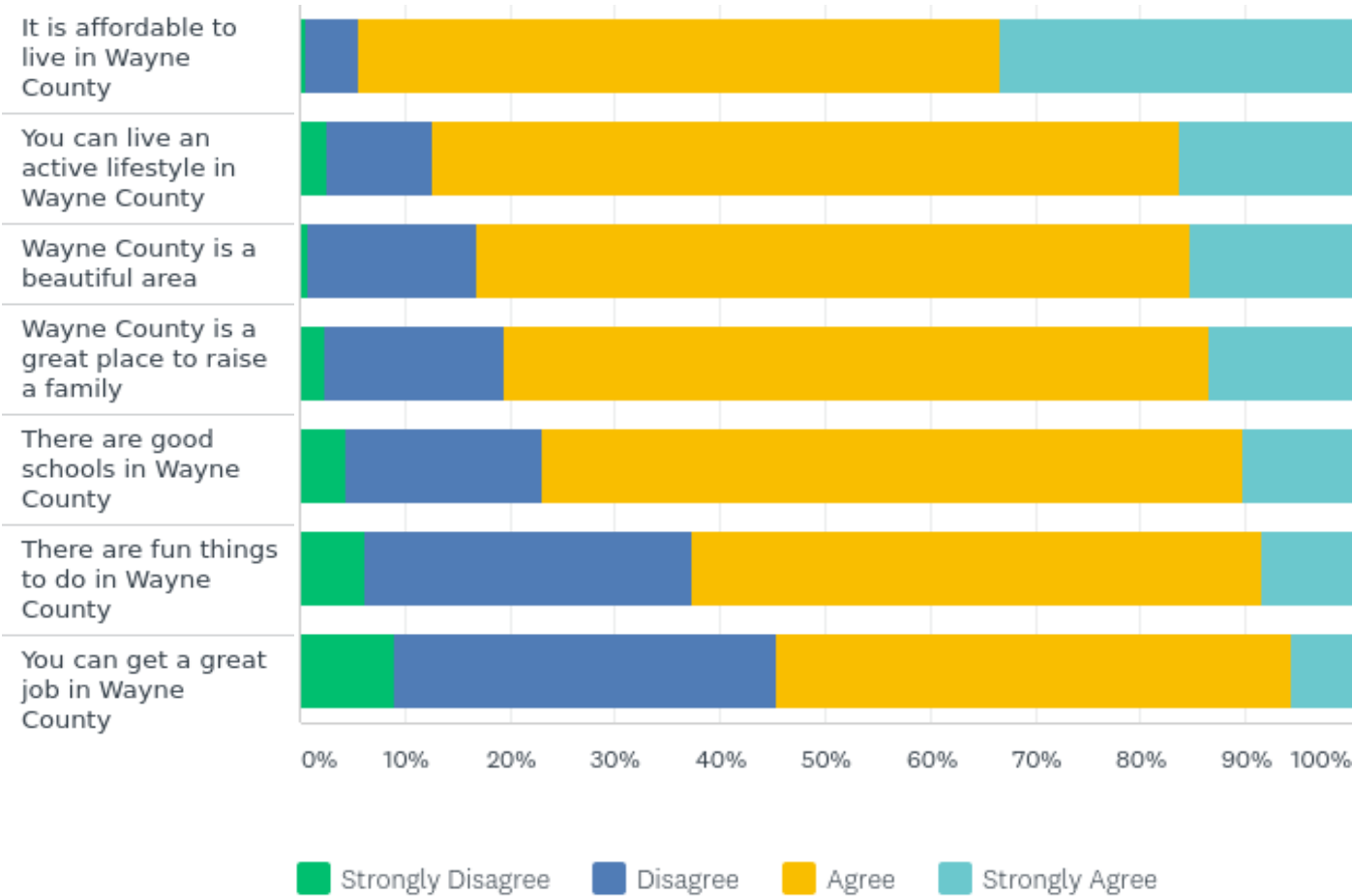
ANSWER CHOICES	RESPONSES	
Yes	15.02%	50
No	38.44%	128
Not Yet	39.64%	132
It Used To	6.91%	23
TOTAL	333	



Q20: What is life like in Wayne County?

Select how much do you agree with the following statements:

Answered: 333 | Skipped: 0



Q21: What do you consider the primary community anchor or gathering spot(s) in your town? List up to three:

Answered: 306 | Skipped: 120*



Q22: How do you hope to see Wayne County in next 20 years? Select your top three priorities:

Answered: 333 | Skipped: 0

ANSWER CHOICES	RESPONSES	
Stronger local economy	58.56%	195
Thriving small businesses	56.16%	187
Restored historical charm	41.14%	137
More young families	30.93%	103
Preserved small town feel	27.33%	91
Modernized town centers	18.92%	63
National retail and restaurants	16.82%	56
Increased population diversity	16.52%	55
More arts and culture	14.11%	47
Increased tourism	10.21%	34
Total Respondents: 333		

